



## »»» Original Parts Catalogue

Only original parts extend your compressor's lifetime, reduce maintenance costs and maximise efficiency.



**K M A R K**

**FUH NOK BIS Krzysztof Ogórkiewicz**  
ul. Armii Poznań 70  
62-010 Pobiedziska

tel. 605 389 743

tel/fax 61 8153 557

[biuro@kompresory.poznan.pl](mailto:biuro@kompresory.poznan.pl)

[www.kompresory.poznan.pl](http://www.kompresory.poznan.pl)

# Table of contents

Why Original Parts	4	Dryer kits	50
Lubricants	6	Adsorption Dryer Kits	51
Spare Parts for Piston Compressors	8	Refrigerant Dryer Spare Parts	52-55
Performance Kits	9	Line Filter Elements	56
Miscellaneous Spare Parts for Piston Compressors	10	Condensate Treatment	58
Spare Parts for Screw Compressors	12		
Spare parts for MSL	14		
Spare parts for MSM mini	16		
Spare parts for MSM maxi	18		
Spare parts for MSA G2	20-23		
Spare parts for MSB G1 & MSB G2 & MSB G3	24-28		
Spare parts for MSC & MSC new	29-33		
Spare parts for MSD & MSD new	34-37		
Spare parts for RMC new	38		
Spare parts for RMD G1	40		
Spare parts for RMD new	42		
Spare parts for RME & RME new	44-48		
Spare parts for RMF	49		



## User benefits

- Extended lifetime
- Energy savings and reduced costs
- Maximum Performance and Efficiency

**FUH NOK BIS Krzysztof Ogórkiewicz**  
 ul. Armii Poznań 70  
 62-010 Pobiedziska

tel. 605 389 743

tel/fax 61 8153 557

biuro@kompresory.poznan.pl

www.kompresory.poznan.pl

## »»» Why Original Parts?

Only Original Parts extend your compressor's lifetime, reduce maintenance costs and maximize efficiency




MARK Original Parts are designed to the same standards as your equipment and have passed the severe endurance tests, thus they extend the lifetime of your compressed air installation.

## »»» Customer experience

The customer's installation was maintained by an uncertified distributor. The maintenance was performed with non-genuine parts and the manufacturers' service instructions were violated. During an on-site inspection visit of our officially certified distributor, the action was taken to value the consequences of improper maintenance.

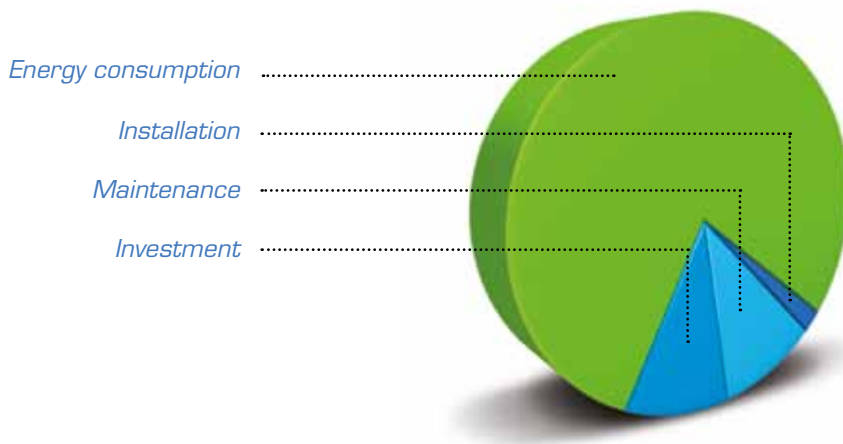
The power consumption of the compressor was monitored before and after maintenance by the official partner. The compressor was cleaned, all parts were replaced by original spare parts and non-genuine oil was replaced by the approved FluidTech lubricant.

- Compressor:** 5.5 kw Max. pressure 8 bar  
**Service:** performed by official distributor  
**Maintenance:** FluidTech lubricant, "Original Part" oil filter, oil separator, air filter, clean-up.



**Look for your quality assurance!**

## Typical life-cycle cost of a compressor



## Energy consumption and possible saving

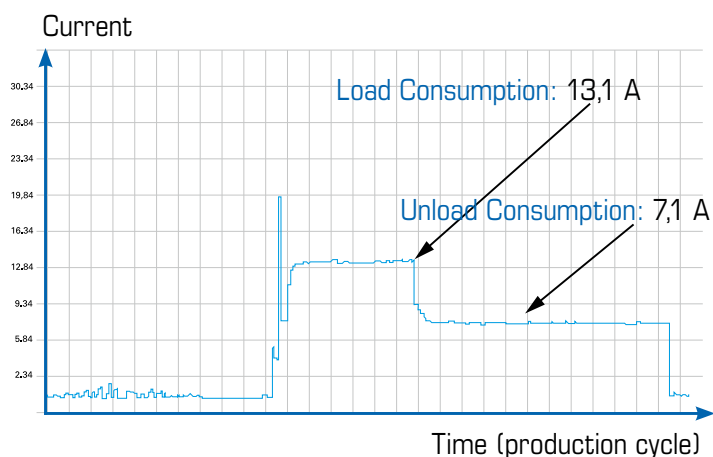
Before Maintenance	After Maintenance	Energy Saving
Load: 13.1 A	Load: 11.6 A	Load: 11.4 %
Unload: 7.1 A	Unload: 6.6 A	Unload: 7 %

If we assume a 30kW compressor with similar service history, proper maintenance by official distributor might reduce your energy cost up to 1400 € yearly\*.

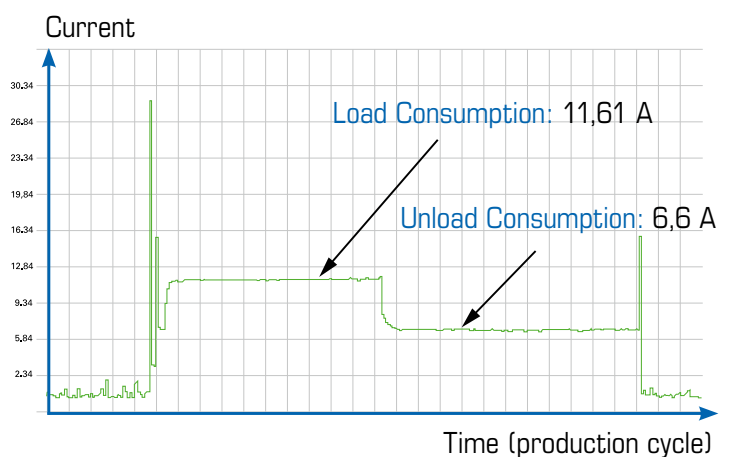
With MARK Original Parts you will increase the reliability of your compressor by reducing the risk of breakdown.

\* The following conditions are used: 30 kW compressor, 4000 yearly running hours, working pressure 8 bar (e), energy cost: 0,1 € / kWh

### Energy consumption before maintenance



### Energy consumption after maintenance





## User benefits

Designed according to  
ASTM standards

- Unlimited guarantee of compressor operation
- All lubricants are rigorously tested and approved

## Increased performance

- Perfect lubrication of all components
- Protection against corrosion
- Better cooling of the compression process
- Less deposits in the compressor components
- Better heat transfer

## Energy efficient

## »» Lubricants

The use of low performance lubricants will damage irreversibly your equipment and lead to high maintenance and repair cost.



The use of MARK engineered lubricants will help you to reduce the risk of:

- 1 compression element failure
- 2 wear of components, increased friction, cavitations
- 3 reduced cooling, overheating of bearings, compression elements and components
- 4 reduced critical clearance
- 5 corrosion
- 6 wrong pH, resulting in damage of parts and seals
- 7 varnish layer on internal parts (coolers, piping,...)
- 8 low performance, higher energy consumption
- 9 deposits
- 10 high unpredictable maintenance cost
- 11 clogging of oil filter, separator and down stream line filters
- 12 limited operation range

**FUH NOK BIS Krzysztof Ogórkiewicz**  
ul.Arмии Poznań 70  
62-010 Pobiedziska

tel. 605 389 743

tel/fax 61 8153 557

[biuro@kompresory.poznan.pl](mailto:biuro@kompresory.poznan.pl)

[www.kompresory.poznan.pl](http://www.kompresory.poznan.pl)

## »»» Screw compressor oil

Description	Package Size	Order Number	Applications
FluidTech	5 L	6215 7159 00	Heavy industrial applications Yearly change / 2000h
	20 L	6215 7160 00	
	209 L	6215 7161 00	
ScrewGuard Plus	5 L	6215 7144 00	From low to high duty operation Mild climate 4000h drain interval / 1 year
	20 L	6215 7145 00	
	209 L	6215 7146 00	
	1000 L	6215 7147 00	
ScrewGuard Xtra	5 L	6215 7148 00	Synthetic lubricant Long drain interval (8000h / 2 year) High ambient conditions
	20 L	6215 7149 00	
	209 L	6215 7150 00	
ScrewGuard FoodGrade	5 L	1630 0821 00	Packaging & Food Industry Risk of occasional contact 4000 h drain interval
	20 L	1630 0605 00	
	209 L	1630 0821 01	

## »»» Piston compressor oil

Description	Package Size	Order Number	Applications
Altair Pro	1 L	1630 0207 00	Low operation (< 500h / year) Professional applications Do it yourself, home applications
	20 x 1 L	2230 0061 90	
	209 L	1630 0207 01	
Altair	1 L	6215 7163 00	Industrial environment Continuous operation General industry
	2 L	6215 7156 00	
	5 L	6215 7157 00	
Altair 150	5 L	1630 0479 00	Industrial environment Continuous operation Cast iron piston applications
Altair Plus	5 L	6215 7158 00	Full synthetic, heavy load

“ MARK lubricants  
increase the reliability of  
every single component  
of your compressor ”

**FUH NOK BIS Krzysztof Ogórkiewicz**  
**ul.Armił Poznań 70**  
**62-010 Pobiedziska**

**tel. 605 389 743**

**tel/fax 61 8153 557**

**biuro@kompresory.poznan.pl**

**www.kompresory.poznan.pl**





## User benefits

One comprehensive kit for all your maintenance needs

- Easy and cost efficient inventory
- Detailed maintenance instructions inside

Extended lifetime of your compressor

- Improved reliability and performance of your equipment

## »» Spare Parts for Piston Compressors Piston Performance Kits

MARK is at your service with comprehensive piston performance kits. Find everything you need to maintain your compressor in one single kit.

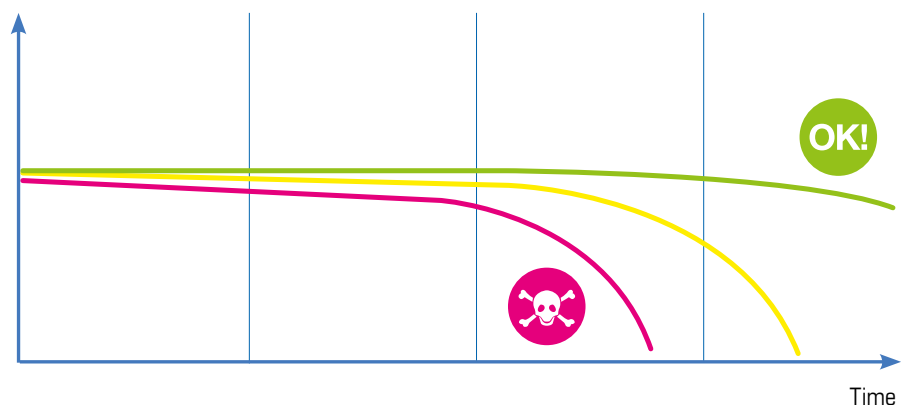


### »» Kit components

- 1 Head and cylinder plate gaskets
- 2 Intercooler and aftercooler gaskets
- 3 Valve plate assembly
- 4 Filter element
- 5 Non-return valve internals
- 6 With and without approved and certified lubricant Altair

### »» Performance kit increased lifetime

Lifetime expectancy



- Original Parts & respect service intervals
- Original Parts & not respecting service intervals
- Pirate parts & not respecting service intervals

FUH NOK BIS Krzysztof Ogórkiewicz  
ul.Arмии Poznań 70  
62-010 Pobiedziska

tel. 605 389 743

tel/fax 61 8153 557

biuro@kompresory.poznan.pl

www.kompresory.poznan.pl

## ►►► Piston performance kits

Pump Model	Performance Kit	Order Number
B2800 & B3800 NS11 & NS18	Performance Kit with Altair Pro	8973 0376 21
	Performance Kit	8973 0376 20
NS12 & NS19	Performance Kit with Altair Pro	8973 0376 58
	Performance Kit	8973 0376 57
B39 & B40	Performance Kit with Altair Pro	8973 0376 23
	Performance Kit	8973 0376 22
B4900 NS29S	Performance Kit with Altair	8973 0376 25
	Performance Kit	8973 0376 24
B50	Performance Kit with Altair	8973 0376 27
	Performance Kit	8973 0376 26
B5900	Performance Kit with Altair	8973 0376 29
	Performance Kit	8973 0376 28
B5900 (from 07/2005)	Performance Kit with Altair	8973 0376 31
	Performance Kit	8973 0376 30
B6000	Performance Kit with Altair	8973 0376 33
	Performance Kit	8973 0376 32
B6000 (from 08/2004)	Performance Kit with Altair	8973 0376 35
	Performance Kit	8973 0376 34
B6000 SILENT	Performance Kit with Altair	8973 0376 47
	Performance Kit	8973 0376 46
B7000	Performance Kit with Altair	8973 0376 37
	Performance Kit	8973 0376 36
B7000 SILENT	Performance Kit with Altair	8973 0376 49
	Performance Kit	8973 0376 48
NS39	Performance Kit with Altair	8973 0376 39
	Performance Kit	8973 0376 38
NS59S	Performance Kit with Altair	8973 0376 41
	Performance Kit	8973 0376 40
NS89	Performance Kit with Altair	8973 0376 45
	Performance Kit	8973 0376 44
GV34	Performance Kit	8973 0376 51

“ Ready to use service kits: everything you need in one package ”

**FUH NOK BIS Krzysztof Ogórkiewicz**  
**ul. Armii Poznań 70**  
**62-010 Pobiedziska**

**tel. 605 389 743**

**tel/fax 61 8153 557**

**biuro@kompresory.poznan.pl**

**www.kompresory.poznan.pl**



# Miscellaneous Spare Parts for Piston Compressors

## » Pumps

Model	Order Number	Cylinders	Stages	Air displacement	Power			Max. Pressure
				l/min	hp	RPM	Volt/Hz	bar
FC2	6218 7398 00	1	1	222	2	2850	230/50	8
F1 241	6218 7397 00	1	1	240	2	2850	230/50	8
D240/D3	4116 0902 42	1	1	240	2	2850	230/50	10
D260/D4	4116 0902 44	1	1	260	2.5	2850	230/50	
F310/D310	4116 0902 00	1	1	310	3	2850	230/50	
GV34	6218 7395 00	2	1	340	3	1450	230/50	
B2800/NS11I	6218 7393 00	2	1	234	2	1500	230/50	
B2800/NS11	6218 7418 00	2	1	254	2	1250	230/50	10
B2800B/NS11S	6218 7392 00	2	1	254 – 320	2 – 3	1250 – 1570	230/50	
NS12	4116 0902 95	1	1	255	2	1075	230/50	
NS12S	4116 0902 96	1	1	255 - 320	2 - 3	1078 - 1350	230/50	
B3800/NS18	4116 0900 04	2	1	387	3	1100	230/50	
B3800B/NS18S	6218 7394 00	2	1	387 – 476	3 – 4	1100 – 1400	230/50	
NS19	4116 0902 97	1	1	393	3	1050	230/50	
NS19S	4116 0902 98	1	1	393 - 486	3 - 4	1050 - 1300	230/50	
B4900/NS29	6218 7396 00	2	2	514	4	1400	400/50	11
B5900B	6218 7402 00	2	2	653	5.5	1400	400/50	
NS39	6218 7399 00	2	2	660 – 827	5,5 – 7,5	1000 – 1250	400/50	
B6000	6218 7415 00	2	2	660 – 827	5,5 – 7,5	1100 – 1400	400/50	
B7000	6218 7416 00	2	2	1023 – 1210	7,5 – 10	1100 – 1300	400/50	
B7900/NS59S	6218 7403 00	2	2	950 – 1210	7,5 – 10	750 - 950	400/50	
BV8900/NS89	4116 0900 02	4	2	2016 - 2770	15 – 25	800 – 1100	400/50	

## » Piston belts

Pump	Power	Flywheel	Pulley	RPM	Belt	Order Number	Quantity*
	HP	diameter mm	diameter mm				
NS11I B2800I	2	273,4	140	1459	A52	6214 6301 00	1
NS11 B2800I	2	273,4	150	1564	A53	0367 1021 00	
NS11S B2800B	2	273,4	110	1147	A52	6214 6301 00	
NS11S B2800B	2	273,4	90	938	A50	6214 6296 00	
NS11S B2800B	3	273,4	120	1251	A52	6214 6301 00	
NS11S B2800B	3	273,4	160	1668	A53	0367 1021 00	
NS18S B3800B	3	341,9	130	1084	A56	6214 6316 00	
NS18S B3800B	4	341,9	160	1334	A58	0367 1081 00	
NS29S B4900	4	350	160	1303	A59	6214 6321 00	
NS39	5,5	380	130	975	A66	6214 6331 00	
NS39	7,5	380	160	1200	A67	6214 6336 00	
NS59S	7,5	430	100	663	A67	6214 6336 00	
NS59S	10	430	120	795	A68	6214 6341 00	
NS89 BV8900	25	630	224	1013	SPA2832	2236 1005 25	

\* Quantity of belts per order number

## »» Non return valves

Order Number	Description
6210 7189 00	1/2" M hose 10
2236 1108 60	1/2" M hose 10 (sx)
2236 1105 35	3/4" M hose 10
2236 1105 37	3/4" M 1/2" M
6210 7191 00	3/4" F 3/4" M
6210 7185 00	1" M 3/4" M
6210 7183 00	1" F 1" M
6210 7188 00	1/2" M hose 15
2236 1000 77	3/4" M hose 15
2236 1000 13	1 1/2" F
6210 7175 00	1" F 1" F
2236 1105 36	3/4" M hose 14

## »» Safety valves

Order Number	Description
6210 7195 00	1/4" - 8 bar / 1/4" - 8 bar
2236 1000 79	1/4" adjustable 8-13 bar
6210 7199 00	certified 3/8" 11 bar*
2236 1000 87	approved 3/4" 11 bar*
2236 1000 89	approved 3/4" 12 bar*
2236 1000 93	approved 3/4" 15 bar*

\*Approved by Italian ISPESL

## »» Line valves

Order Number	Description
6210 7202 00	Line ball valve 1/2" M - 1/2" F
6210 7203 00	Line ball valve 3/4" M - 3/4" F
2236 1000 54	Line ball valve 1" M - 1" F
6231 9442 00	Line valve 1/2" M quick coupling
6210 7176 00	Condensate drain valve 1/4"
6210 7177 00	Condensate drain valve 3/8"

## »» Pressure gauges

Order Number	Description
6214 3335 00	Ø 50 rear 1/4"M scale 16 bar for hobby models
6214 3450 00	Ø 50 rear 1/4"M scale 20 bar
6214 3447 00	Ø 40 rear 1/8"M scale 12 bar

**FUH NOK BIS Krzysztof Ogórkiewicz**  
ul.Arмии Poznań 70  
62-010 Pobiedziska

tel. 605 389 743

tel/fax 61 8153 557

biuro@kompresory.poznan.pl

www.kompresory.poznan.pl



## » Spare Parts for Screw Compressors

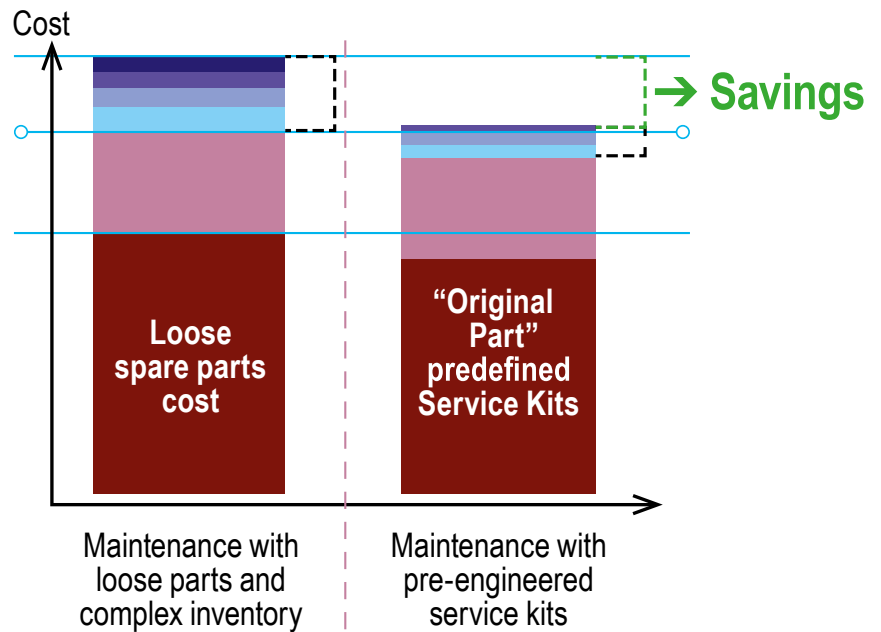
Respecting service intervals and using MARK Original Parts increase the lifetime of your compressed air installation and cause a minimal average pressure drop, which leads to energy savings and cost effectiveness.

### User benefits

- High quality components
- Increased lifetime of your equipment
- Cost effectiveness

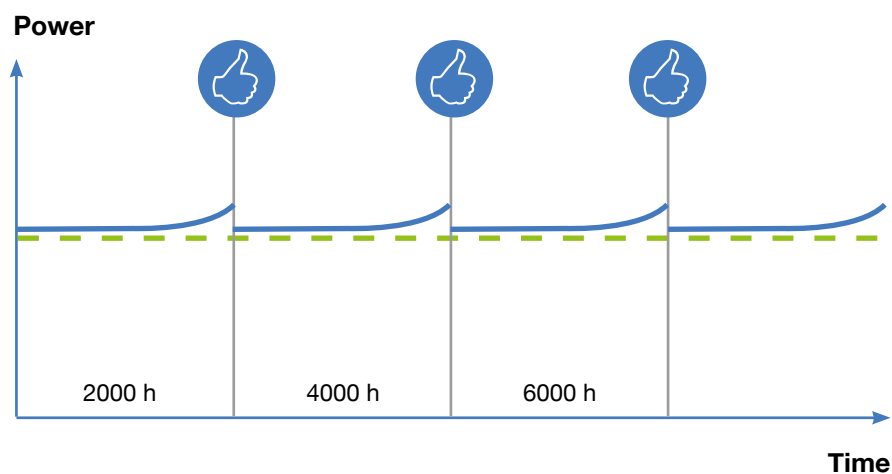


### Increased efficiency at lower cost



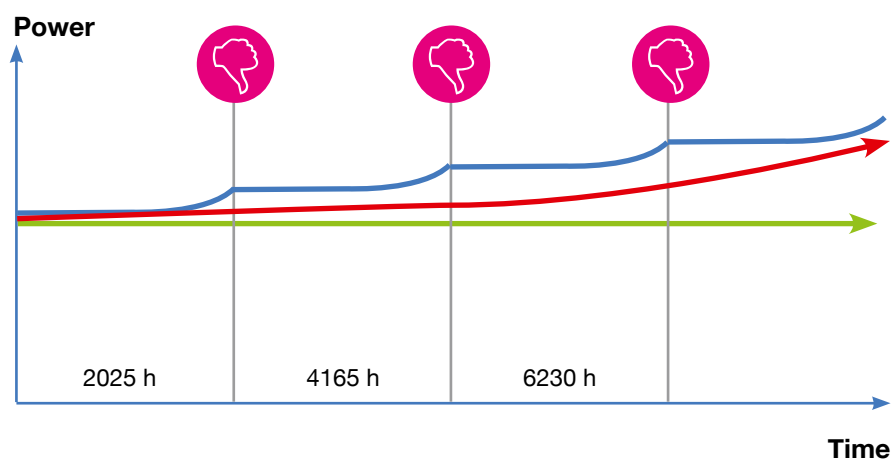
- Risk of missing parts at customer site
- Internal warehouse parts picking cost
- Order placement and follow-up
- Inventory Management
- Service engineer
- Supply Original Part kit

## »» Original Parts and Services



Maintenance with original parts and professional service

## »» Pirate Parts and Services



Maintenance with pirate parts and unprofessional service or extending maintenance intervals

“ Proper service with the Original parts makes the difference ”

**FUH NOK BIS Krzysztof Ogórkiewicz**  
ul. Armii Poznań 70  
62-010 Pobiedziska

tel. 605 389 743

tel/fax 61 8153 557

[biuro@kompresory.poznan.pl](mailto:biuro@kompresory.poznan.pl)

[www.kompresory.poznan.pl](http://www.kompresory.poznan.pl)

# Spare Parts for Screw Compressors

## »» MSL (X, D, DX)

### »» Service kits

Power kW	Kit Type	Order Number	Kit Content
2,2 - 5,5	Kit A (2000h)	2200 9023 00	Air filter, oil filter
	Kit B (4000h)	2200 9023 01	Air filter, oil filter, oil separator
	Kit C (8000h)	2200 9023 57	Air filter, oil filter, oil separator, thermostatic valve kit & minimum pressure valve kit, unloader
7,5 - 15	Kit A (2000h)	2200 9023 56	Air filter, oil filter
	Kit B (4000h)	2200 9023 54	Air filter, oil filter, oil separator
	Kit C (8000h)	2200 9023 55	Air filter, oil filter, oil separator, thermostatic valve kit & minimum pressure valve kit, unloader

### »» Miscellaneous spare parts

Description	Power kW	Order Number
Service stage	2,2 - 5,5	1616 7103 90
	7,5 - 15	1616 6575 93
Cooler	2,2 - 3 - 4	1091 6319 31
	5,5 - 7,5	1091 6319 32
	11 - 15	2202 8156 01
Timer Drain	2,2 - 15	2202 9971 01
Unloader Valve	7,5 - 15	2202 9239 00
Unloader Valve Kit	7,5 - 15	2200 9009 61
Thermostatic valve kit & Minimum pressure valve kit	2,2 - 15	2901 1095 00
Non Return Valve	7,5 - 11 - 15	0823 0050 39
Solenoid Valve 50Hz	2,2 - 5,5	2200 5997 70
Solenoid Valve 60Hz	2,2 - 5,5	2200 5997 71
Temperature Switch	2,2 - 15	1089 0637 16
Pressure Switch	2,2 - 15	2200 6006 82
Check Valve RH30	2,2 - 5,5	2202 2608 41

**FUH NOK BIS Krzysztof Ogórkiewicz**  
**ul.Armił Poznań 70**  
**62-010 Pobiedziska**

**tel. 605 389 743**

**tel/fax 61 8153 557**

**biuro@kompresory.poznan.pl**

**www.kompresory.poznan.pl**

## Belts

RPM	Power	Operating Pressure Range	Order Number	Quantity*
Hz	kW			
50	2,2	8	0367 0100 63	1
		10	0367 0100 56	
	3	8	0367 0100 57	
		10	0367 0100 55	
	4	8	0367 0100 57	
		10	0367 0100 56	
	5,5	8 - 10	0367 0100 58	
	7,5	8	2200 6605 00	2
		10	0367 0100 63	
	11	8	0367 0100 56	
		10	0367 0100 57	
	15	13	0367 0100 63	
8 - 10		2200 6605 00		
60	2,2	8	0367 0100 56	1
		10	0367 0100 55	
	3	8	0367 0100 55	
		10	0367 0100 60	
	4	8	0367 0100 56	
		10	0367 0100 55	
	5,5	8 - 10	0367 0100 57	
	7,5	8 - 10	0367 0100 56	
	11	8 - 10	0367 0100 57	2
		13	0367 0100 59	
	15	8	0367 0100 56	
		10	0367 0100 58	
13		0367 0100 63		

\* Quantity of belts per order number

**FUH NOK BIS Krzysztof Ogórkiewicz**  
**ul.Arмии Poznań 70**  
**62-010 Pobiedziska**

**tel. 605 389 743**

**tel/fax 61 8153 557**

**biuro@kompresory.poznan.pl**

**www.kompresory.poznan.pl**



# Spare Parts for Screw Compressors

## MSM MINI

### Service kits

Power	Kit Type	Part Number	Kit Content
kW			
2,2 - 5,5	Kit A (2000h)	2200 9023 00	Air filter, oil filter
	Kit B (4000h)	2200 9023 01	Air filter, oil filter, oil separator
	Kit C (8000h)	2200 9023 02	Air filter, oil filter, oil separator, thermostatic valve kit & minimum pressure valve kit, unloader
7,5	Kit A (2000h)	2200 9023 56	Air filter, oil filter
	Kit B (4000h)	2200 9023 54	Air filter, oil filter, oil separator
	Kit C (8000h)	2200 9023 55	Air filter, oil filter, oil separator, thermostatic valve kit & minimum pressure valve kit, unloader

### Miscellaneous spare parts

Description	Power	Serial Number	Order Number
	kW		
Service stage	2,2 - 5,5	All	1616 7103 90
	7,5	All	1616 6575 93
Cooler	2,2	All	1091 6319 31
	3	Up to CAI225014	2200 9023 40
		From CAI225015	1091 6319 31
	4	Up to CAI225149	2200 9023 41
		From CAI225150	1091 6319 32
5,5 - 7,5	All	1091 6319 33	
Air filter assembly	2,2 - 5,5	All	6211 4736 00
	7,5	All	6211 4738 50
Thermostatic valve kit & Minimum pressure valve kit	2,2 - 7,5	All	2901 1095 00
Electronic drain valve ED12	2,2 - 7,5	From CAI180052	2202 7547 01
Unloader	2,2 - 5,5	All	2202 2608 41
	7,5	All	2202 9239 00
Non return valve	2,2 - 5,5	All	2200 5997 99
Solenoid valve	2,2 - 5,5	All	2200 5997 70
	7,5	All	2200 5997 54
Pressure switch	2,2 - 7,5	All	2200 6006 82
Temperature switch	2,2 - 3	Up to CAI226700	2202 7421 00
		From CAI226701	1089 0637 16
	4	Up to CAI226267	2202 7421 00
		From CAI226268	1089 0637 16
	5,5	Up to CAI226516	2202 7421 00
		From CAI226517	1089 0637 16
7,5	All	1089 0637 16	

## Belts

RPM	Power	Operating Pressure Range	Order Number	Quantity*
Hz	kW			
50	2,2	8	0367 0100 63	1
		10	0367 0100 56	
	3	8	2200 6605 25	
		10	0367 0100 55	
	4	8	0367 0100 58	
		10	0367 0100 57	
	5,5	8 - 10	0367 0100 58	
	7,5	8	0367 0100 57	2
10		0367 0100 59		
60	2,2	10	0367 0100 55	1
	3	10	0367 0100 63	
	4	8	0367 0100 63	
		10	0367 0100 55	
	5,5	10	0367 0100 57	
	7,5	8	0367 0100 59	2
		10	0367 0100 60	

\* Quantity of belts per order number



# Spare Parts for Screw Compressors

## »» MSM MAXI

### »» Service kits

Serial Number	Power	Kit Type	Order Number	Kit Content
	kW			
up to CAI374629	5,5 - 15	Kit A (2000h)	2200 9023 06	Air filter, oil filter
		Kit B (4000h)	2200 9023 04	Air filter, oil filter, oil separator
		Kit C (8000h)	2200 9023 05	Air filter, oil filter, oil separator, thermostatic valve kit & minimum pressure valve kit, unloader
from CAI374630		Kit A (2000h)	2200 9023 56	Air filter, oil filter
		Kit B (4000h)	2200 9023 54	Air filter, oil filter, oil separator
		Kit C (8000h)	2200 9023 55	Air filter, oil filter, oil separator, thermostatic valve kit & minimum pressure valve kit, unloader

### »» Miscellaneous spare parts

Description	Serial Number	Power	Order Number
		kW	
Service stage	ALL	5,5 - 15	1616 6575 93
Oil cooler (with replacement kit)	Up to CAI325497	5,5	2200 9023 44
		7,5	2200 9023 46
		11	2200 9023 47
		15	2200 9023 84
Oil cooler	From CAI 325498	5,5	1091 6319 32
		7,5	2202 8156 01
		11	2202 8156 03
		15	2202 8544 01
Air filter assembly	Up to CAI374629	5,5 - 15	6211 4738 50
	From CAI374630		2202 2512 36
Condensate drain	ALL		2202 7547 01
Controller (ES 99)			2200 7042 34
Unloader valve	Up to CAI374629		2202 2512 55
	From CAI374630		2202 9239 00
Unloader valve kit	Up to CAI374629		2200 9009 43
	From CAI374630		2200 9009 61
Thermostatic valve kit & minimum pressure valve kit	ALL		2901 1095 00
Non return valve			0823 0050 09
Solenoid valve	Up to CAI374629		2200 5997 53
	From CAI374630		2203 0387 00
Temperature switch	ALL		1089 0637 16
Pressure switch			1089 0397 47

**FUH NOK BIS Krzysztof Ogórkiewicz**  
**ul.Armiї Poznań 70**  
**62-010 Pobiedziska**

**tel. 605 389 743**

**tel/fax 61 8153 557**

**biuro@kompresory.poznan.pl**

**www.kompresory.poznan.pl**

## MSM Maxi Belts

RPM	Power	Operating Pressure Range	Order Number	Quantity*
Hz	kW			
50	5,5	8 - 10	0367 0100 60	2
		8	0367 0100 57	
		10	0367 0100 59	
	7,5	13	0367 0100 55	
		8	0367 0100 57	
		10	0367 0100 58	
	11	13	0367 0100 63	
		8	0367 0100 58	
		10	0367 0100 63	
15	13	0367 0100 58		
	7,5	10	0367 0100 60	2
	11		0367 0100 57	1
15	0367 0100 58		2	

\* Quantity of belts per order number



[biuro@kompresory.poznan.pl](mailto:biuro@kompresory.poznan.pl)

[www.kompresory.poznan.pl](http://www.kompresory.poznan.pl)

# Spare Parts for Screw Compressors

## »» MSA G2

### »» Service kits (Base/Tank)

Serial number	Power	Kit Type	Order Number	Kit Content
	kW			
Up to CAI427672	4 - 7,5	Kit A (2000h)	2200 9023 90	Air filter, oil filter
		Kit B (4000h)	2200 9023 87	Air filter, oil filter, oil separator, filter element, unloader valve kit
		Kit C (8000h)	2200 9023 88	Air filter, oil filter, oil separator, filter element, minimum pressure valve kit, thermostatic valve kit
	11 - 15	Kit A (2000h)	2200 9022 08	Air filter, oil filter
		Kit B (4000h)	2200 9022 10	Air filter, oil filter, oil separator, filter element, unloader valve kit
		Kit C (8000h)	2200 9022 12	Air filter, oil filter, oil separator, filter element, minimum pressure valve kit, thermostatic valve kit
From CAI427673	4 - 15	Kit A (2000h)	2200 9023 90	Air filter, oil filter
		Kit B (4000h)	2200 9025 93	Air filter, oil filter, oil separator, filter element, unloader valve kit
		Kit C (8000h)	2200 9025 97	Air filter, oil filter, oil separator, filter element, minimum pressure valve kit, thermostatic valve kit

### »» Service kits (Dry)

Serial number	Power	Kit Type	Order Number	Kit Content
	kW			
Up to CAI 427672	5,5 - 7,5	Kit A (2000h)	2200 9023 91	Air filter, oil filter
		Kit B (4000h)	2200 9023 92	Air filter, oil filter, oil separator, filter element, unloader valve kit
		Kit C (8000h)	2200 9023 88	Air filter, oil filter, oil separator, filter element, minimum pressure valve kit, thermostatic valve kit
	11 - 15	Kit A (2000h)	2200 9023 26	Air filter, oil filter
		Kit B (4000h)	2200 9023 28	Air filter, oil filter, oil separator, filter element, unloader valve kit
		Kit C (8000h)	2200 9022 12	Air filter, oil filter, oil separator, filter element, minimum pressure valve kit, thermostatic valve kit
From CAI 427673	5,5 - 15	Kit A (2000h)	2200 9023 91	Air filter, oil filter
		Kit B (4000h)	2200 9025 94	Air filter, oil filter, oil separator, filter element, unloader valve kit
		Kit C (8000h)	2200 9025 97*	Air filter, oil filter, oil separator, filter element, minimum pressure valve kit, thermostatic valve kit

\* 2258 2900 08 (quantity 1) (FMO20) — 2258 2900 09 (quantity 1) (FMM20)

**FUH NOK BIS Krzysztof Ogórkiewicz**  
**ul.Arмии Poznań 70**  
**62-010 Pobiedziska**

**tel. 605 389 743**

**tel/fax 61 8153 557**

**biuro@kompresory.poznan.pl**

**www.kompresory.poznan.pl**

## ►► Miscellaneous spare parts

Description	Power	Serial Number	Order Number	
	kW			
Service stage	4 - 15	ALL	1616 6575 93	
Air cooler	4 - 7,5		2202 8302 01	
Oil cooler	4		1091 6319 31	
	5,5		1091 6319 32	
	7,5		2202 8156 01	
Air / oil cooler	11		2202 8588 01	
	15		2202 8589 01	
Inverter	7,5		1089 9523 56	
	11 - 15		1089 9523 51	
Controller	4 - 15			2202 3602 75
Unloader valve	4 - 15	Up to CAI427672	2202 2512 55	
	11 - 15	From CAI427673	2202 9239 00	
Solenoid valve	4 - 15	Up to CAI427672	2200 5997 53	
	4 - 15	From CAI427673	2203 0387 00	
Thermostatic valve kit & minimum pressure valve kit	4 - 15	ALL	2901 1095 00	
Non return valve	4 - 15		0823 0050 39	
Air filter assembly	4 - 7,5	Up to CAI427672	6211 4738 00	
	11 - 15		2202 2512 56	
	4 - 15	From CAI427673	6211 4738 00	
Pressure sensor	4 - 15	ALL	2200 7028 05	
Temperature sensor	4 - 15		2200 7028 05	
Timer drain	4 - 15		1089 9331 07	
Pressure gauge	4 - 15			2200 6001 03





# Spare Parts for Screw Compressors

## »» MSA G2 (continuation)

### »» Belts (Base/Tank)

RPM	Power	Operating Pressure Range	Order Number	Quantity*
Hz	kW			
50	4	8	2200 6605 25	2
		10	2200 6605 24	
	5,5	8	2200 6605 25	
		10	2200 6605 24	
	7,5	8	2200 6605 23	
		10	2200 6605 26	
		13	2200 6605 25	
	11	8	2200 6605 22	
		10 - 13	2200 6605 26	
	15	8	2200 6605 27	
		10	2200 6605 23	
		13	2200 6605 26	
60	4	8 - 10	2200 6605 24	2
		5,5	8	
	10		2200 6605 25	
	7,5	8	2200 6605 25	
		10	2200 6605 23	
		13	2200 6605 26	
	11	8	2200 6605 23	
		10	2200 6604 07	
		13	2200 6605 26	
	15	8 - 10	2200 6605 27	
		13	2200 6605 23	

\* Quantity of belts per order number

### »» Belts (Base/Tank IVR)

RPM	Power	Operating Pressure Range	Order Number	Quantity*
Hz	kW			
50	7,5	8	2200 6605 23	2
		10	2200 6605 26	
	11	8	2200 6605 22	
		10 - 13	2200 6605 26	
	15	8	2200 6605 27	
		10	2200 6605 23	

\* Quantity of belts per order number



## »» Belts (Dry)

RPM	Power	Operating Pressure Range	Order Number	Quantity*
Hz	kW			
50	5,5	8	2200 6605 25	2
		10	2200 6605 24	
	7,5	8	2200 6605 23	
		10	2200 6605 26	
		13	2200 6605 25	
	11	8	2200 6605 22	
		10 - 13	2200 6605 26	
	15	8	2200 6605 27	
		10	2200 6605 23	
		13	2200 6605 26	
60	5,5	8	2200 6605 00	
		10	2200 6605 25	
	7,5	8 - 10	2200 6605 23	
	11	8	2200 6605 23	
		10	2200 6604 07	
15	8 - 10	2200 6605 27		

\* Quantity of belts per order number

## »» Belts (Dry IVR)

RPM	Power	Operating Pressure Range	Order Number	Quantity*
Hz	kW			
50	7,5	8	2200 6605 23	2
		10	2200 6605 26	
	11	8	2200 6605 22	
		10	2200 6605 26	
	15	8	2200 6605 27	
		10	2200 6605 23	
		13	2200 6605 26	

\* Quantity of belts per order number

**FUH NOK BIS Krzysztof Ogórkiewicz**  
**ul.Arмии Poznań 70**  
**62-010 Pobiedziska**

**tel. 605 389 743**

**tel/fax 61 8153 557**

**biuro@kompresory.poznan.pl**

**www.kompresory.poznan.pl**

# Spare Parts for Screw Compressors

## »» MSB G1

### »» Service Kits

Power	Kit Type	Order Number	Kit Content
kW			
11 - 15	Kit A (2000h)	2200 9022 00	Air filter, oil filter, o-ring
	Kit B (4000h)	2200 9022 02	Air filter, oil filter, oil separator, filter element, o-ring
	Kit C (8000h)	2200 9022 04	Air filter, oil filter, oil separator, filter element, minimum pressure valve kit, thermostatic valve kit, non return valve kit, housing maintenance kit
22 - 30	Kit A (2000h)	2200 9022 01	Air filter, oil filter
	Kit B (4000h)	2200 9022 03	Air filter, oil filter, oil separator, filter element, o-ring
	Kit C (8000h)	2200 9022 05	Air filter, oil filter, oil separator, filter element, minimum pressure valve kit, thermostatic valve kit, non return valve kit, housing maintenance kit

### »» Miscellaneous spare parts

Description	Power	Part Number
	kW	
Service stage	11 - 30	2989 0154 01
Controller	11 - 30	2202 3602 75
Unloader valve kit	11 - 18	2200 9009 43
	22 - 30	2200 9009 45
Thermostatic valve kit and minimum pressure valve kit	11 - 30	2200 5998 24



**FUH NOK BIS Krzysztof Ogórkiewicz**  
ul. Armii Poznań 70  
62-010 Pobiedziska

tel. 605 389 743

tel/fax 61 8153 557

[biuro@kompresory.poznan.pl](mailto:biuro@kompresory.poznan.pl)

[www.kompresory.poznan.pl](http://www.kompresory.poznan.pl)

# Spare Parts for Screw Compressors

## MSB G2

### Service Kits

Serial number	Power	Kit Type	Order Number	Kit Content
	kW			
From CAI354703	11 - 18	Kit A (2000h)	6229 0304 00	Air filter, oil filter, o-ring
		Kit B (4000h)	6229 0292 00	Air filter, oil filter, oil separator, filter element, o-ring
		Kit C (8000h) for 8/10 bar	6229 0340 00	Air filter, oil filter, oil separator, filter element, minimum pressure valve kit, thermostatic valve kit, non return valve kit, housing maintenance kit
		Kit C (8000h) for 13 bar	6229 0341 00	Air filter, oil filter, oil separator, filter element, minimum pressure valve kit, thermostatic valve kit, non return valve kit, housing maintenance kit
	22 - 30	Kit A (2000h)	6229 0304 00	Air filter, oil filter
		Kit B (4000h)	6229 0293 00	Air filter, oil filter, oil separator, filter element, o-ring
		Kit C (8000h) for 8/10 bar	6229 0342 00	Air filter, oil filter, oil separator, filter element, minimum pressure valve kit, thermostatic valve kit, non return valve kit, housing maintenance kit
		Kit C (8000h) for 13 bar	6229 0343 00	Air filter, oil filter, oil separator, filter element, minimum pressure valve kit, thermostatic valve kit, non return valve kit, housing maintenance kit

### Miscellaneous spare parts

Description	Power	Part Number
	kW	
Service stage	11 - 30	2989 0154 01
Air/oil cooler	11 - 18	6243 7341 00
	22 - 30	6243 7342 00
Inverter	15 - 18	6266 3061 00
	22 - 30	6246 3989 00
Controller		2202 3602 75
Unloader valve kit	11 - 30	6219 0524 00
Solenoid valve		2202 7298 01
Thermostatic valve kit		2120 0223 55 <sup>1</sup>
Minimum pressure valve kit	11 - 30	2200 5998 25 <sup>2</sup>
Non return valve kit		2200 9009 44
Pressure sensor		6229 0317 00
Temperature sensor		2200 7028 05
Pressure gauge		6266 3018 00
		2200 6001 03

<sup>1</sup>Thermostatic valve kit (8 - 10bar)

<sup>2</sup>Thermostatic valve kit (13bar + IVR)

**FUH NOK BIS Krzysztof Ogórkiewicz**  
**ul.Arмии Poznań 70**  
**62-010 Pobiedziska**

**tel. 605 389 743**

**tel/fax 61 8153 557**

**biuro@kompresory.poznan.pl**

**www.kompresory.poznan.pl**



## Belts

RPM	Power	Operating Pressure Range	Order Number	Quantity*
Hz	kW			
50	11	8	6214 6231 00	3
		10	6214 6205 00	
		13	6214 6243 00	
	15	8 - 10	6214 6239 00	
		13	6214 6231 00	
	18	8	6214 6164 00	
		10	6214 6253 00	
		13	2200 6604 07	
	22	8	6214 6223 00	
		10	6214 6165 00	
		13	6214 6253 00	
	30	8	6214 6223 00	
10		6214 6165 00		
13		6214 6164 00		
60	11	8 - 10	6214 6243 00	
		13	6214 6233 00	
	15	8	6214 6199 00	
		10	6214 6231 00	
		13	6214 6205 00	
	18	8	2200 6604 07	
		10	2200 6604 07	
		13	6214 6250 00	
	22	8	6214 6253 00	
		10	6214 6207 00	
		13	2200 6604 07	
	30	8	2200 6605 17	
10		6214 6253 00		
13		6214 6207 00		

\* Quantity of belts per order number

## Belts (MSB IVR)

Power	Operating Pressure Range	Order Number	Quantity*
kW			
15	8	6214 6239 00	3
	10	6214 6231 00	
18	8	6214 6253 00	
	10	2200 6604 07	
22	8	6214 6165 00	
	10	6214 6253 00	
30	8	6214 6165 00	
	10	6214 6164 00	

\* Quantity of belts per order number



# Spare Parts for Screw Compressors

## »» MSB (G3) & MSB “IVR” G3

### »» Service kits

Model	Power kW	Kit Type	Order Number	Kit Content
MSB (G3)	11 - 15	Kit A (2000h)	2200 9025 91	Air filter, oil filter
		Kit B (4000h)	2200 9025 95	Air filter, oil filter, separator, filter element,
		Kit C (8000h)	2200 9025 98	Air filter, oil filter, separator, filter element, suction unit kit, thermostatic valve kit & minimum pressure valve kit
MSB IVR G3	15	Kit A (2000h)	2200 9025 91	Air filter, oil filter
		Kit B (4000h)	2200 9027 18	Air filter, oil filter, separator, filter element,
		Kit C (8000h)	2200 9027 19	Air filter, oil filter, separator, filter element, suction unit kit, thermostatic valve kit & minimum pressure valve kit

### »» Miscellaneous spare parts

Model	Description	Power kW	Order Number	
MSB (G3)	Filter element	11 - 15	2202 2512 10	
MSB “IVR” G3			2202 2611 28	
All	Thermostatic valve kit & minimum pressure valve kit		2901 1095 00	
	Non return valve kit		6229 0317 00	
	Unloader valve		2202 9239 00	
	Unloader valve kit		2200 9009 61	
	Solenoid valve		2203 0387 00	
	Service stage		2989 0154 01	
	Controller		2203 0135 01	
	Inverter		6266 3061 00	
	Air/Oil Cooler		11	2202 8588 01
			15	2202 8589 01
Drain	11		2202 7547 01	
	15		2202 7547 03	
Temperature switch	11 - 15		1089 0637 16	
Pressure sensor		2200 7028 05		

### »» Belts

RPM Hz	Power kW	Operating Pressure Range	Order Number	Quantity*
50	11	8	6214 6243 00	3
		10	2202 9813 02	
		13	2202 9813 01	
	15	8 - 10	6214 6205 00	
		13	6214 6243 00	
60	11	8 - 10	2202 9813 01	
		13	6214 6199 00	

\* Quantity of belts per order number



## »» Belts (“IVR” G3)

RPM	Power	Operating Pressure Range	Order Number	Quantity*
Hz	kW			
50	15	8	6214 6205 00	3
		13	6214 6243 00	

\* Quantity of belts per order number

## »» MSC G1

### »» Service kits

Serial Number	Power	Kit Type	Order Number	Kit Content
	kW			
Up to CAI088249	22 - 30 - 37	Kit A (2000h)	2200 9022 21	Air filter, oil filter
		Kit B (4000h)	2200 9022 23	Air filter, oil filter, oil separator, filter element
		Kit C (8000h) (On-Off)	2200 9022 25	Air filter, oil filter, oil separator, filter element thermostatic valve kit & minimum pressure valve kit, shuttle valve kit, unloader
		Kit C (8000h) (Multicontrol)	2200 9022 27	Air filter, oil filter, oil separator, filter element thermostatic valve kit & minimum pressure valve kit, shuttle valve kit, unloader
From CAI088250	22 - 30	Kit A (2000h)	2200 9022 21	Air filter, oil filter
		Kit B (4000h)	2200 9022 23	Air filter, oil filter, oil separator, filter element
		Kit C (8000h) (On-Off)	2200 9022 25	Air filter, oil filter, oil separator, filter element thermostatic valve kit & minimum pressure valve kit, shuttle valve kit, unloader
		Kit C (8000h) (Multicontrol)	2200 9022 27	Air filter, oil filter, oil separator, filter element thermostatic valve kit & minimum pressure valve kit, shuttle valve kit, unloader
From CAI088250	37	Kit A (2000h)	2200 9022 22	Air filter, oil filter
		Kit B (4000h)	2200 9022 24	Air filter, oil filter, oil separator, filter element
		Kit C (8000h) (On-Off)	2200 9022 75	Air filter, oil filter, oil separator, filter element thermostatic valve kit & minimum pressure valve kit, shuttle valve kit, unloader
		Kit C (8000h) (Multicontrol)	2200 9022 76	Air filter, oil filter, oil separator, filter element thermostatic valve kit & minimum pressure valve kit, shuttle valve kit, unloader
All	45 - 55	Kit A (2000h)	2200 9022 22	Air filter, oil filter
		Kit B (4000h)	2200 9022 24	Air filter, oil filter, oil separator, filter element
		Kit C (8000h) (On-Off)	2200 9022 26	Air filter, oil filter, oil separator, filter element thermostatic valve kit & minimum pressure valve kit, shuttle valve kit, unloader
		Kit C (8000h) (Multicontrol)	2200 9022 28	Air filter, oil filter, oil separator, filter element thermostatic valve kit & minimum pressure valve kit, shuttle valve kit, unloader
	75	Kit A (2000h)	2200 9020 77	Air filter, oil filter
		Kit B (4000h)	2200 9020 78	Air filter, oil filter, oil separator, filter element
		Kit C (8000h) (On-Off)	2200 9020 79	Air filter, oil filter, oil separator, filter element thermostatic valve kit & minimum pressure valve kit, shuttle valve kit, unloader

## »» MSC (continuation)

### »» Miscellaneous spare parts

Model	Description	Power	Order Number
		kW	
MSC IVR	Service stage	30 - 45	2989 0158 00
	Air/oil cooler	30 - 37	2202 2605 38
		45	2202 2605 13
MSC FS	Service stage	22 - 75	2989 0158 00
	Controller	22 - 75	2202 3602 75
	Air/oil cooler	22 - 37	2202 2605 38
		45 - 55 <sup>1</sup>	2202 2605 13
		45 - 55 <sup>2</sup>	2202 8011 01
	Oil cooler	75	2202 7094 00
	Air cooler	75	2202 7098 00
	Air filter assembly	22 - 30	2202 2605 12
		37 - 55	2202 2605 56
		75	2202 7811 00
	Thermostatic valve kit	22 - 55	2200 5998 25
		75	2200 5998 41
	Minimum Pressure valve kit	22 - 37	2200 9009 44
		45 - 75	2202 2511 71
	Drain	22 - 55	2200 7601 07
	Unloader valve	22 - 55	2202 2606 17
		75	2901 0465 00
	Unloader valve kit	22 - 75	2200 9009 51
		22 - 75	2901 0211 00
	Non return valve	75	0823 0050 09
Solenoid valve	22 - 75	2200 5997 53	
	22 - 75	2200 5996 72	
Pressure sensor	30 - 100	2200 7028 05	
Temperature sensor	30 - 100	2200 7028 04	

<sup>1</sup> 8 - 10 bar

<sup>2</sup> 13 bar

## »» Belts (FS)

RPM	Power	Operating Pressure Range	Order Number	Quantity*	
Hz	kW				
50	22	8	2200 6605 20	3	
		10 - 13	2200 6605 16		
	30	8, 13	2200 6604 33	4	
		10	2200 6605 16		
	37	8	2200 6605 16	5	
			10 - 13		2200 6605 20
		45	8, 13		2200 6605 20
	60	55	10	2200 6605 16	6
			8 - 13	2200 6604 54	
		75	8 - 10	2200 6604 52	5
13			2200 6604 51		

\* Quantity of belts per order number

## »» Belts (IVR)

RPM	Power	Operating Pressure Range	Order Number	Quantity*	
Hz	kW				
50	30	8	2200 6604 33	4	
		10	2200 6605 16		
	37	8 - 10	2200 6605 20	5	
		45	8		2200 6605 20
			10		2200 6605 16
60	37	8 - 10	2200 6605 20	5	
	45	8	2200 6605 16		

\* Quantity of belts per order number

**FUH NOK BIS Krzysztof Ogórkiewicz**  
**ul. Armii Poznań 70**  
**62-010 Pobiedziska**

**tel. 605 389 743**

**tel/fax 61 8153 557**

**biuro@kompresory.poznan.pl**

**www.kompresory.poznan.pl**

# Spare Parts for Screw Compressors

## »» MSC NEW

### »» Service kits

Model	Power kW	Kit Type	Order Number	Kit Content
MSC FS	30 - 45	Kit (2000h)	2901 9002 00	Air filter, oil filter
		Kit (6000h)	2901 9007 00	Air filter, oil filter, separator, filter mat kit
		Kit (12000h) <sup>1</sup>	2901 9062 00	Air filter, oil filter, oil separator, filter mat kit, unloader valve, oil stop check valve, MPV, thermostatic valve kit
		Kit (12000h) <sup>2</sup>	2901 9063 00	Air filter, oil filter, oil separator, filter mat kit, unloader valve, oil stop check valve, MPV, thermostatic valve kit
MSC "IVR"	30 - 45	Kit (2000h)	2901 9002 00	Air filter, oil filter
		Kit (6000h)	2901 9020 00	Air filter, oil filter, separator, filter mat kit
		Kit (12000h)	2901 9064 00	Air filter, oil filter, oil separator, filter mat kit, unloader valve, oil stop check valve, MPV, thermostatic valve kit

<sup>1</sup> Thermostatic valve 40° (7-10 bar)

<sup>2</sup> Thermostatic valve 65° (>10 bar)

### »» Miscellaneous spare parts

Model	Description	Power kW	Part Number	
All	Service Stage	30-45	1616 7577 90	
	Oil Cooler	30	1631 0358 00	
		37	1631 0358 10	
		45	1631 0358 20	
	Aftercooler	30	1631 0359 00	
		37 - 45	1631 0359 10	
	Complete Air filter	30 - 45	1631 0394 80	
	Hoses kit		2901 9071 00	
	Unloader		1622 5156 80	
	Unloader kit		2901 0211 01	
	Outlet housing kit		2901 9065 00	
	Thermostatic Valve 40° kit		2901 9067 00	
	Thermostatic Valve 65° kit		2901 9068 00	
	Solenoid valve - 50Hz		1089 0702 21	
	Solenoid valve - 60Hz		1089 0702 22	
	Minimum Pressure Valve kit		2901 9060 00	
	Temperature sensor		1089 0574 70	
Pressure transducer	1089 0575 54			
MSC FS	Filter mat kit		30 - 45	2901 9015 00
	Controller			1900 5200 77
MSC IVR	Filter mat kit		30 - 45	2901 9016 00
	Controller			1900 5200 87
	Inverter		30	1089 9587 56
		37	1089 9587 57	
45		1089 9587 58		

## »» Belts (FS)

Power	Operating Pressure Range	Order Number	Quantity*
kW			
30	8 - 13	0367 0100 76	3
37	8, 13	0367 0100 76	
	10	0367 0100 78	
45	8 - 13	0367 0100 76	

\* Quantity of belts per order number

## »» Belts (IVR)

Power	Operating Pressure Range	Order Number	Quantity*
kW			
30 - 37	9,5 - 12,5	0367 0100 76	3
45	9,5	0367 0100 74	
	12,5	0367 0100 76	

\* Quantity of belts per order number



**FUH NOK BIS Krzysztof Ogórkiewicz**  
**ul. Armii Poznań 70**  
**62-010 Pobiedziska**

**tel. 605 389 743**

**tel/fax 61 8153 557**

**biuro@kompresory.poznan.pl**

**www.kompresory.poznan.pl**



# Spare Parts for Screw Compressors

## »» MSD G1

### »» Service kits

Power kW	Kit Type	Order Number	Kit Content
55	Kit A (2000h)	2200 9023 07	Air filter, oil filter
	Kit B (4000h)	2200 9023 08	Air filter, oil filter, oil separator, filter element
	Kit C (8000h)	2200 9023 09	Air filter, oil filter, oil separator, filter element, minimum pressure valve kit, kit thermostatic valve, kit shuttle valve, kit suction unit
75 - 90	Kit A (2000h)	2200 9023 07	Air filter, oil filter
	Kit B (4000h)	2200 9023 08	Air filter, oil filter, oil separator, filter element
	Kit C (8000h)	2200 9023 10	Air filter, oil filter, oil separator, filter element, minimum pressure valve kit, kit thermostatic valve, kit shuttle valve, kit suction unit

### »» Miscellaneous spare parts

Description	Power kW	Part Number	
Service stage	55 - 90	1616 7146 91	
Controller		2202 3602 75	
Oil cooler		2202 7094 00	
Air cooler		2202 7098 00	
Air filter assembly		6211 4744 00	
Thermostatic valve kit		2200 5998 41	
Minimum pressure valve kit	55	2202 2511 71	
	75 - 90	2200 5998 42	
Drain	55 - 90	2200 7601 07	
Unloader valve		1622 5155 82	
Unloader valve kit		2901 0448 00	
Non return valve kit		1622 0797 00	
Solenoid valve		2202 7382 00	
		2202 7298 01	
Pressure sensor		2200 7028 05	
Temperature sensor		2200 7028 04	
Inverter		55	2200 5017 08
		75	2200 5017 09

**FUH NOK BIS Krzysztof Ogórkiewicz**  
**ul.Arмии Poznań 70**  
**62-010 Pobiedziska**

**tel. 605 389 743**

**tel/fax 61 8153 557**

**biuro@kompresory.poznan.pl**

**www.kompresory.poznan.pl**

## »» Belts (FS)

RPM	Power	Operating Pressure Range	Order Number	Quantity*
Hz	kW			
50	55	8 - 10	2202 7226 04	5
		13	2202 7226 03	
	75	8	2202 7226 03	6
		10 - 13	2202 7226 01	
	90	8	2202 7226 03	
		10	2202 7226 02	
13	2202 7226 01			
60	55	8 - 10	2202 7226 03	5
		8 - 10	2202 7226 01	
	75	13	2202 7226 05	6
		8	2202 7226 02	
	90	10	2202 7226 01	
		13	2202 7226 05	

\* Quantity of belts per order number

## »» Belts (IVR)

RPM	Power	Operating Pressure Range	Order Number	Quantity*
Hz	kW			
50	55 - 75	8	2202 7226 02	6
		10	2202 7226 01	
60	75	8	2202 7226 02	

\* Quantity of belts per order number



**FUH NOK BIS Krzysztof Ogórkiewicz**  
**ul.Armił Poznań 70**  
**62-010 Pobiedziska**

**tel. 605 389 743**

**tel/fax 61 8153 557**

**biuro@kompresory.poznan.pl**

**www.kompresory.poznan.pl**

## »»» MSD NEW

### »»» Service kits (FS)

Power	Kit Type	Order Number	Kit Content
kW			
55	Kit (2000h)	2901 9004 00	Air filter, oil filter
	Kit 6000h)	2901 9010 00	Air filter, oil filter, oil separator, filter mat kit
	Kit (12000h) <sup>1</sup>	2901 9036 00	Air filter, oil filter, oil separator, filter mat kit, unloader valve kit, outlet housing kit, minimum pressure valve kit, thermostatic valve kit 40°C
	Kit (12000h) <sup>2</sup>	2901 9043 00	Air filter, oil filter, oil separator, filter mat kit, unloader valve kit, outlet housing kit, minimum pressure valve kit, thermostatic valve kit 65°C
75	Kit (2000h)	2901 9004 00	Air filter, oil filter
	Kit (6000h)	2901 9021 00	Air filter, oil filter, oil separator, filter mat kit
	Kit (12000h) <sup>1</sup>	2901 9037 00	Air filter, oil filter, oil separator, filter mat kit, unloader valve kit, outlet housing kit, minimum pressure valve kit, thermostatic valve kit 40°C
	Kit (12000h) <sup>2</sup>	2901 9044 00	Air filter, oil filter, oil separator, filter mat kit, unloader valve kit, outlet housing kit, minimum pressure valve kit, thermostatic valve kit 65°C

<sup>1</sup> Thermostatic valve 40° (7-10 bar)

<sup>2</sup> Thermostatic valve 65° (>10 bar)

### »»» Service kits (IVR)

Power	Kit Type	Order Number	Kit Content
kW			
55	Kit (2000h)	2901 9004 00	Air filter, oil filter
	Kit 6000h)	2901 9011 00	Air filter, oil filter, oil separator, filter mat kit
	Kit (12000h)	2901 9045 00	Air filter, oil filter, oil separator, filter mat kit, unloader valve kit, outlet housing kit, minimum pressure valve kit, thermostatic valve kit 65°C

**FUH NOK BIS Krzysztof Ogórkiewicz**  
**ul.Arмии Poznań 70**  
**62-010 Pobiedziska**

**tel. 605 389 743**

**tel/fax 61 8153 557**

**biuro@kompresory.poznan.pl**

**www.kompresory.poznan.pl**



## »»» Miscellaneous spare parts

Model	Description	Power	Order Number	
		kW		
ALL	Service Stage	55 - 75	1616 7408 91	
	Oil cooler	55	6243 7333 00	
		75	1631 0360 00	
	Complete air filter	55 - 75	1631 0394 80	
	Inverter		1089 9587 59	
	Outlet housing kit		2901 9066 00	
	Unloader valve		1622 5156 80	
	Unloader kit		2901 0211 01	
	Thermostatic valve kit 40°		2901 9067 00	
	Thermostatic valve kit 65°		2901 9068 00	
	Solenoid valve 50Hz		1089 0702 21	
	Solenoid valve 60Hz		1089 0702 22	
	Minimum pressure valve kit		2901 9060 00	
	Temperature Sensor		1089 0574 70	
	Pressure transducer		1089 0575 54	
MSD FS	Hose kit		55	2901 9074 00
			75	2901 9075 00
	Controller		55 - 75	1900 5200 77
	Filter mat kit	2901 9015 00		
MSD IVR	Hose kit	55	2901 9076 00	
	Controller		1900 5200 88	
	Filter mat kit		2901 9016 00	

## »»» Belts

Power	Operating Pressure Range	Order Number	Quantity*
kW			
55	8	1631 0059 03	3
	10 - 13	1631 0059 02	
75	8 - 10	1631 0059 02	
	13	1631 0059 03	

\* Quantity of belts per order number

## »»» Belts (IVR)

Power	Operating Pressure Range	Order Number	Quantity*
kW			
55	8 - 13	1631 0059 02	3

\* Quantity of belts per order number

# Spare Parts for Screw Compressors

## »» RMC NEW

### »» Service kits (FS)

Power kW	Kit Type	Order Number	Kit Content
30 - 37 - 45	Kit (2000h)	2901 9002 00	Air filter, oil filter
	Kit (6000h)	2901 9007 00	Air filter, oil filter, oil separator, filtermat kit
	Kit (12000h) <sup>1</sup>	2901 9027 00	Air filter, oil filter, oil separator, filtermat kit, unloader valve, oil stop check valve, minimum pressure valve kit, thermostatic valve kit 40°
	Kit (12000h) <sup>2</sup>	2901 9031 00	Air filter, oil filter, oil separator, filter mat kit, unloader valve, oil stop check valve, minimum pressure valve kit, thermostatic valve kit 65°
	Kit (24000h) <sup>1</sup> - water cooled	2901 9103 00	12000h kit + hoses kit, shaft seal kit, overhaul main drive motor kit, gearbox overhaul kit
	Kit (24000h) <sup>1</sup> - air cooled	2901 9086 00	12000h kit + hoses kit, shaft seal kit, overhaul main drive motor kit, gearbox overhaul kit
	Kit (24000h) <sup>2</sup> - water cooled	2901 9107 00	12000h kit + hoses kit, shaft seal kit, overhaul main drive motor kit, gearbox overhaul kit
	Kit (24000h) <sup>2</sup> - air cooled	2901 9090 00	12000h kit + hoses kit, shaft seal kit, overhaul main drive motor kit, gearbox overhaul kit

<sup>1</sup> Thermostatic valve 40° (7-10 bar)

<sup>2</sup> Thermostatic valve 65° (>10 bar)

### »» Service kits (IVR)

Power kW	Kit Type	Order Number	Kit Content
30 - 37 - 45	Kit (2000h)	2901 9002 00	Air filter, oil filter
	Kit (6000h)	2901 9020 00	Air filter, oil filter, oil separator, filtermat kit
	Kit (12000h)	2901 9033 00	Air filter, oil filter, oil separator, filter mat kit, unloader valve, oil stop check valve, minimum pressure valve kit, thermostatic valve kit 65°
	Kit (24000h) - water cooled	2901 9109 00	12000h kit + hoses kit, shaft seal kit, overhaul main drive motor kit, inverter overhaul kit gearbox overhaul kit
	Kit (24000h) - air cooled	2901 9092 00	12000h kit + hoses kit, shaft seal kit, overhaul main drive motor kit, inverter overhaul kit gearbox overhaul kit

**FUH NOK BIS Krzysztof Ogórkiewicz**  
**ul. Armii Poznań 70**  
**62-010 Pobiedziska**

**tel. 605 389 743**

**tel/fax 61 8153 557**

**biuro@kompresory.poznan.pl**

**www.kompresory.poznan.pl**





## »»» Miscellaneous spare parts

Model	Description	Power	Part Number	
		kW		
All	Service stage	30 - 37 - 45	1616 7575 80	
	Hose kit aircooled		2901 9072 00	
	Hose kit watercooled		2901 9073 00	
	Complete air filter		1631 0394 80	
	Aftercooler watercooled		1625 7531 00	
	Aftercooler aircooled	30	1631 0359 00	
		37	1631 0359 10	
		45	6243 7335 00	
	Oil cooler aircooled	30	1631 0358 00	
		37	1631 0358 10	
		45	1631 0358 20	
	Unloader valve	30 - 37 - 45	1622 5156 80	
	Unloader valve kit		2901 0211 01	
	Thermostatic valve 40°		2901 9067 00	
	Thermostatic valve 65°		2901 9068 00	
	Solenoid valve 50Hz		1089 0702 21	
	Solenoid valve 60Hz		1089 0702 22	
	Oil stop valve/check valve kit		2901 2039 00	
Minimum pressure valve kit	2901 9060 00			
Temperature sensor	1089 0574 70			
Pressure transducer	1089 0575 54			
RMC FS	Filtermat kit		30 - 37 - 45	2901 9015 00
	Controller			1900 5200 77
RMC IVR	Filtermat kit		30 - 37 - 45	2901 9016 00
	Inverter	30	1089 9587 56	
		37	1089 9587 57	
		45	1089 9587 58	
Controller	30 - 37 - 45	1900 5200 88		

**FUH NOK BIS Krzysztof Ogórkiewicz**  
**ul. Armii Poznań 70**  
**62-010 Pobiedziska**

**tel. 605 389 743**

**tel/fax 61 8153 557**

**biuro@kompresory.poznan.pl**

**www.kompresory.poznan.pl**

## »» RMD G1

### »» Service kits

Power kW	Kit type	Order number	Kit content
30 - 55 Fix speed	Kit (2000h)	2200 9022 84	Air filter, oil filter, plug gasket, plug
	Kit (4000h)	2200 9022 85	3 oil separators, 1 nipple, 2 scavenge pipes, 1 elbow union
	Kit (8000h) <sup>1</sup>	2200 9022 86	3 oil separators, 1 nipple, 2 scavenge pipes, 1 elbow union
	Kit (8000h) <sup>2</sup>	2200 9022 87	3 oil separators, 1 nipple, 2 scavenge pipes, 1 elbow union

<sup>1</sup> 8 - 10 Bar

<sup>2</sup> 13 Bar

### »» Service kits (IVR)

Power kW	Kit type	Order number	Kit content
30 - 37	Kit (2000h)	2200 9022 84	Air filter, oil filter, plug gasket, plug
	Kit (4000h)	2200 9022 85	Air filter, 2 oil filters, plug gasket, plug
	Kit (8000h)	2200 9022 88	3 oil separators, 1 nipple, 2 scavenge pipes, 1 elbow union
45 - 55	Kit (2000h)	2200 9022 92	3 oil separators, 1 nipple, 2 scavenge pipes, 1 elbow union
	Kit (4000h)	2200 9022 93	3 oil separators, 1 nipple, 2 scavenge pipes, 1 elbow union
	Kit (8000h)	2200 9022 89	3 oil separators, 1 nipple, 2 scavenge pipes, 1 elbow union



**FUH NOK BIS Krzysztof Ogórkiewicz**  
ul.Armił Poznań 70  
62-010 Pobiedziska

tel. 605 389 743

tel/fax 61 8153 557

biuro@kompresory.poznan.pl

www.kompresory.poznan.pl





## »»» Miscellaneous spare parts

Model	Description	Power	Order Number
		kW	
RMD	Cooler	30	6243 7194 00
		37	6243 7195 00
		45 - 55	6243 7196 00
	Air end	30	2989 0158 00
		37 - 45 - 55	2989 0159 00
	Inverter	30	6256 3626 00
		37	6256 3627 00
		45	6256 3628 00
		55	6256 3607 00
	Auto drain maintenance kit		2901 0633 00
	Controller		6256 3100 00
	Unloader kit		6259 0722 00
	Unloader valve		1622 5156 82
	Non return valve kit		6259 0876 00
	Solenoid valve	30 - 55	6236 3823 00
	Temperature sensor		1089 0574 70
	Pressure sensor		1089 0575 54
	Check valve kit		6259 0876 00
Oil stop valve kit		2901 0217 00	
Minimum pressure valve kit		6219 0544 00	
Thermostatic valve kit (7,5 - 8 - 10 bar)	30 - 55	1619 7333 00	
Thermostatic valve kit (13 bar)	30 - 55	6259 0933 00	
RMD IVR	Air end	37	2989 0158 00
		30 - 45 - 55	2989 0159 00
	Thermostatic valve kit	30 - 37	6259 0723 00
		45 - 55	6219 0675 00

**FUH NOK BIS Krzysztof Ogórkiewicz**  
**ul.Arмии Poznań 70**  
**62-010 Pobiedziska**

**tel. 605 389 743**

**tel/fax 61 8153 557**

**biuro@kompresory.poznan.pl**

**www.kompresory.poznan.pl**

## »» RMD NEW

### »» Service kits (FS)

Power	Kit Type	Order Number	Kit Content
kW			
55 - 75	Kit (2000h)	2901 9004 00	Air filter, oil filter
	Kit (6000h)	2901 9009 00	Air filter, oil filter, oil separator, filtermat kit
	Kit (12000h) <sup>1</sup>	2901 9035 00	Air filter, oil filter, oil separator, filtermat kit, unloader valve, oil stop check valve, minimum pressure valve kit, thermostatic valve kit 40°
	Kit (12000h) <sup>2</sup>	2901 9042 00	Air filter, oil filter, oil separator, filtermat kit, unloader valve, oil stop check valve, minimum pressure valve kit, thermostatic valve kit 65°

<sup>1</sup> Thermostatic valve 40° (7-10 bar) - <sup>2</sup> Thermostatic valve 65° (>10 bar)

### »» Service kits (IVR)

Power	Kit Type	Order Number	Kit Content
kW			
55 - 75	Kit (2000h)	2901 9004 00	Air filter, oil filter
	Kit (6000h)	2901 9023 00	Air filter, oil filter, oil separator, filtermat kit
	Kit (12000h)	2901 9047 00	Air filter, oil filter, oil separator, filter mat kit, unloader valve, oil stop check valve, minimum pressure valve kit, thermostatic valve kit 65°

**FUH NOK BIS Krzysztof Ogórkiewicz**  
**ul. Armii Poznań 70**  
**62-010 Pobiedziska**

**tel. 605 389 743**

**tel/fax 61 8153 557**

**biuro@kompresory.poznan.pl**

**www.kompresory.poznan.pl**





## »» Miscellaneous spare parts

Model	Description	Power	Order Number	
		kW		
All	Service stage	55 - 75	1616 7281 90	
	Hose kit aircooled	55	2901 9077 00	
	Hose kit watercooled		2901 9079 00	
	Hose kit aircooled	75	2901 9078 00	
	Hose kit watercooled		2901 9080 00	
	Complete air filter	55 - 75	6211 4742 00	
	Aftercooler aircooled		6243 7332 00	
	Aftercooler watercooled		1631 8212 00	
	Oil cooler	55	6243 7335 00	
		75	1631 0360 00	
	Unloader valve	55 - 75	1622 5156 80	
	Unloader valve kit		2901 0211 01	
	Thermostatic valve 40°		2901 9067 00	
	Thermostatic valve 65°		2901 9068 00	
	Oil stop valve/check valve kit		2901 2038 00	
	Solenoid valve 50Hz		1089 0702 21	
	Solenoid valve 60Hz		1089 0702 22	
	Minimum pressure valve		2901 9060 00	
	Temperature sensor		1089 0574 70	
	Pressure transducer		1089 0575 54	
RMD FS	Filtermat kit		2901 9015 00	
	Electronic card		1900 5200 77	
RMD IVR	Filtermat kit		2901 9016 00	
	Inverter		55	1089 9587 59
			75	1089 9587 60
	Electronic card		55 - 75	1900 5200 88

**FUH NOK BIS Krzysztof Ogórkiewicz**  
**ul. Armii Poznań 70**  
**62-010 Pobiedziska**

**tel. 605 389 743**

**tel/fax 61 8153 557**

**biuro@kompresory.poznan.pl**

**www.kompresory.poznan.pl**

## »» RME G1

### »» Service kits

Serial Number	Power	Kit Type	Order Number	Kit Content
	kW			
WCF xxxxxx	55 - 75	Kit (2000h)	2200 9022 67	Air filter, oil filter
		Kit (4000h)	2200 9022 71	Air filter, oil filter, oil separator, filtermat kit
		Kit (8000h) <sup>1</sup>	2200 9022 78	Air filter, oil filter, oil separator, filtermat kit, unloader valve, oil stop check valve, minimum pressure valve kit, thermostatic valve kit 40°
		Kit (8000h) <sup>2</sup>	2200 9022 80	Air filter, oil filter, oil separator, filtermat kit, unloader valve, oil stop check valve, minimum pressure valve kit, thermostatic valve kit 60°
		Kit (8000h) <sup>3</sup>	2200 9022 82	Air filter, oil filter, oil separator, filtermat kit, unloader valve, oil stop check valve, minimum pressure valve kit, thermostatic valve kit 60°
API xxxxxx	90 - 110	Kit (2000h)	2200 9022 68	Air filter, oil filter
		Kit (4000h)	2200 9022 72	Air filter, oil filter, oil separator, filtermat kit
		Kit (8000h) <sup>1</sup>	2200 9022 79	Air filter, oil filter, oil separator, filtermat kit, unloader valve, oil stop check valve, minimum pressure valve kit, thermostatic valve kit 40°
		Kit (8000h) <sup>2</sup>	2200 9022 81	Air filter, oil filter, oil separator, filtermat kit, unloader valve, oil stop check valve, minimum pressure valve kit, thermostatic valve kit 60°
		Kit (8000h) <sup>3</sup>	2200 9022 83	Air filter, oil filter, oil separator, filtermat kit, unloader valve, oil stop check valve, minimum pressure valve kit, thermostatic valve kit 60°

<sup>1</sup> Thermostatic valve 65° (8-10 bar)

<sup>2</sup> Thermostatic valve 65° (13 bar)

<sup>3</sup> Thermostatic valve 65° (IVR)

**FUH NOK BIS Krzysztof Ogórkiewicz**  
**ul. Armii Poznań 70**  
**62-010 Pobiedziska**

**tel. 605 389 743**

**tel/fax 61 8153 557**

**biuro@kompresory.poznan.pl**

**www.kompresory.poznan.pl**



## »» RME G1

serial number APIxxxxxx

Service interval	Description	Power	Order number	Quantity
		kW		
2000h	Air filter	55 - 75	6211 4745 50	
	Oil filter		6211 4728 50	2
	Filter element		6245 3316 00	4
4000h	Air filter	55 - 75	6211 4745 50	
	Oil filter		6211 4728 50	2
	Oil separator		6219 0983 00	
	Filter element		6245 3316 00	4
8000h <sup>1</sup>	Air filter	55 - 75	6211 4745 50	
	Oil filter		6211 4728 50	2
	Oil separator		6219 0983 00	
	Filter element		6245 3316 00	4
	Minimum pressure valve kit		6259 0888 00	
	Unloader valve kit		2901 0448 00	
	Thermostatic valve kit		6259 0922 00	
8000h <sup>2</sup>	Air filter	55 - 75	6211 4745 50	
	Oil filter		6211 4728 50	2
	Oil separator		6219 0983 01	
	Filter element		6245 3316 00	4
	Minimum pressure valve kit		6259 0888 01	
	Unloader valve kit		2901 0448 00	
	Thermostatic valve kit		6219 0685 00	
8000h <sup>3</sup>	Air filter	55 - 75	6211 4745 50	
	Oil filter		6211 4728 50	2
	Oil separator		6219 0983 02	
	Filter element		6245 3316 00	4
	Minimum pressure valve kit		6259 0888 02	
	Unloader valve kit		2901 0448 00	
	Thermostatic valve kit		6219 0675 00	

<sup>1</sup> 8-10 bar

<sup>2</sup> 13 bar

<sup>3</sup> IVR

**FUH NOK BIS Krzysztof Ogórkiewicz**  
**ul. Armii Poznań 70**  
**62-010 Pobiedziska**

**tel. 605 389 743**

**tel/fax 61 8153 557**

**biuro@kompresory.poznan.pl**

**www.kompresory.poznan.pl**

## » RME G1 (continuation)

### » Miscellaneous spare parts

Model	Description	Power	Pressure	Order Number
		kW	Bar	
RME	Service stage	55 - 110	all	1616 7146 93
	Air coller	55		6243 7332 00
		75		6243 7331 00
		90 - 110		6243 7334 00
		55 - 75		6243 7333 00
	Oil cooler	90		6243 7335 00
		55 - 110		6256 3100 00
	Controller	55 - 75		6211 4749 00
	Air filter assembly	90 - 110		6211 4744 00
		Thermostatic valve kit		55 - 110
	13		6219 0685 00	
	all		6259 0888 00	
	Minimum pressure valve kit	55 - 90	7,5 - 8 - 10 - 13	6219 0669 00
	Oil stop valve kit			110
	Unloader valve kit	55 - 110	all	6219 0680 00
	Non return valve kit			6219 0668 00
	Solenoid valve			6236 3823 00
	Pressure sensor			1089 0574 54
	Temperature sensor			1089 0574 70
	Check valve kit			55 - 75
Drain	55 - 110			6221 3192 00
RME IVR	Inverter			55
		75		6256 3608 00
		90		6256 3609 00
		110		
	Thermostatic valve kit	55 - 110	6229 0380 00	

**FUH NOK BIS Krzysztof Ogórkiewicz**  
**ul.Armił Poznań 70**  
**62-010 Pobiedziska**

**tel. 605 389 743**

**tel/fax 61 8153 557**

**biuro@kompresory.poznan.pl**

**www.kompresory.poznan.pl**

## »» RME NEW

from serial number API 150000

### »» Service kits (FS)

Power kW	Kit Type	Order Number	Kit Content
75 - 90	Kit (2000h)	2901 9014 00	Air filter, oil filter
	Kit (6000h)	2901 9013 00	Air filter, oil filter, oil separator, filtermat kit
	Kit (12000h) <sup>1</sup>	2901 9049 00	Air filter, oil filter, oil separator, filtermat kit, unloader valve, oil stop check valve, minimum pressure valve kit, thermostatic valve kit 40°
	Kit (12000h) <sup>2</sup>	2901 9053 00	Air filter, oil filter, oil separator, filtermat kit, unloader valve, oil stop check valve, minimum pressure valve kit, thermostatic valve kit 60°

<sup>1</sup> Thermostatic valve 40° (7-10 bar)

<sup>2</sup> Thermostatic valve 65° (>10 bar)

### »» Service kits (IVR)

Power kW	Kit Type	Order Number	Kit Content
75 - 90	Kit (2000h)	2901 9014 00	Air filter, oil filter
	Kit (6000h)	2901 9025 00	Air filter, oil filter, oil separator, filtermat kit
	Kit (12000h)	2901 9055 00	Air filter, oil filter, oil separator, filtermat kit, unloader valve, oil stop check valve, minimum pressure valve kit, thermostatic valve kit



**FUH NOK BIS Krzysztof Ogórkiewicz**  
**ul.Armi Poznań 70**  
**62-010 Pobiedziska**

**tel. 605 389 743**

**tel/fax 61 8153 557**

**biuro@kompresory.poznan.pl**

**www.kompresory.poznan.pl**

# Spare Parts for Screw Compressors

## »» RME NEW (continuation)

from serial number API 150000

## »» Miscellaneous spare parts

Model	Description	Power	Order Number	
		kW		
All	Service stage	75 - 90	1616 7146 93	
	Hose kit aircooled	75	2901 9081 00	
	Hose kit watercooled		2901 9083 00	
	Hose kit aircooled	90	2901 9082 00	
	Hose kit watercooled		2901 9084 00	
	Complete air filter	75 - 90	6211 4749 00	
	Oil cooler	75	6243 7335 00	
		90	1631 0360 00	
	Unloader valve	75 - 90	1622 5155 80	
	Unloader kit		2901 0211 01	
	Thermostatic valve 40° kit		2901 9069 00	
	Thermostatic valve 60° kit		2901 9070 00	
	Oil stop valve/check valve kit		2901 2046 00	
	Solenoid valve 50Hz		1089 0702 21	
	Solenoid valve 60Hz		1089 0702 22	
	Minimum pressure valve kit		2901 9060 00	
	Temperature sensor		1089 0574 70	
	Pressure transducer		1089 0575 54	
RME FS	Filtermat kit		75 - 90	2901 9015 00
	Aftercooler aircooled		75	6243 7332 00
			90	6243 7331 00
Controller	75 - 90		1900 5200 77	
RME IVR	Filtermat kit		75 - 90	2901 9016 00
	Aftercooler aircooled	75	6243 7332 00	
		90	6243 7331 00	
	Inverter	75	1089 9587 60	
		90	1089 9587 61	
Controller	75 - 90	1900 5200 88		

**FUH NOK BIS Krzysztof Ogórkiewicz**  
**ul.Arмии Poznań 70**  
**62-010 Pobiedziska**

**tel. 605 389 743**

**tel/fax 61 8153 557**

**biuro@kompresory.poznan.pl**

**www.kompresory.poznan.pl**





## »» RMF

from serial number WCF350291

## »» Service kits

Power	Kit type	Order number	Kit content
kW			
110 - 180	Kit (2000h)	2200 9022 94	Air filter, oil filter, oil receiver washer
	Kit (4000h)	2200 9022 95	Air filter, oil filter, oil receiver washer
110	Kit (8000h)	2200 9022 96	
150 - 180	Kit (8000h)	2200 9022 97	

## »» Miscellaneous spare parts

Model	Description	Power	Order Number	
		kW		
RMF	Oil separator kit	110 - 180	6259 0945 00	
	Thermostatic valve kit (water cooled)	110 - 180	6259 0922 00	
	Unloader kit	110 - 180	2906 0563 00	
	Check valve kit	110 - 180	2906 0093 00	
	Oil stop valve kit	110 - 180	2906 0094 00	
	Temperature sensor	110 - 180	1089 0574 70	
	Pressure sensor	110 - 180	1089 0575 54	
	Auto drain maintenance kit	110 - 180	2901 0633 00	
	Oil cooler		110 - 150	6243 7338 00
			160 - 180	6243 7340 00
	Air cooler		110 - 150	6243 7337 00
			160 - 180	6243 7339 00
	Controller			6256 3100 00
	Solenoid valve regulation 120V-60Hz			6256 3708 00
	Solenoid valve regulation 230V-50Hz			6236 3823 00
	Solenoid valve scavenge L. 120V-60Hz		110 - 180	6256 3889 00
Solenoid valve scavenge L. 230V-50/60HZ			1089 0621 89	
Solenoid valve drain 230V-50Hz			6236 3840 00	
RMF IVR	Master drive	150	6266 3125 00	
	Slave drive		6266 3126 00	
	Master drive	180	6256 3935 00	
	Slave drive		6256 3936 00	

**FUH NOK BIS Krzysztof Ogórkiewicz**  
**ul. Armii Poznań 70**  
**62-010 Pobiedziska**

**tel. 605 389 743**

**tel/fax 61 8153 557**

**biuro@kompresory.poznan.pl**

**www.kompresory.poznan.pl**



## User benefits

### Original Parts

- Long lifetime guarantee of your compressed air equipment

### Assured quality of the parts and maximum efficiency of the dryers

- High final product quality
- Increased overall productivity

### Easy to order

- Spare parts and kits provided by your professional service partner

## »»» Dryer Kits

The quality of the compressed air has a significant impact not only on the production process, but also on the quality of your final product. That's why it's important to have reliable and efficient compressed air treatment equipment, such as adsorption and refrigerant dryers. By providing you with clean and dry air at low service costs, MARK helps you to improve your business' productivity, quality and efficiency.



## »»» Adsorption dryer kits

Adsorption dryers are necessary in all processes where a Dew Point lower than 0°C is required. The air can even be dried to a pressure dew point of -20°C to -70°C, guaranteeing dry and clean air which protects your other equipment and products. Regular service of the adsorption dryer is a must. According to the type and size of your adsorption dryer we provide desiccant kits for easy and high quality maintenance. They offer you efficiency, lower costs, simplicity of maintenance and prompt service.

All service kits have the required spare parts, components and a detailed description of the maintenance work to be done. Using only these original parts will increase the lifetime of your compressor and cut down the cost of ownership.

## »»» Refrigerant dryer spare parts

Refrigerant dryers cool the compressed air, which allows a large amount of the water to condense and be separated. Refrigerant dryers are used for dew points between +2°C to +10°C.

## »»» Adsorption dryer kits

Dryer type	Desiccant Kits	Desiccant Kits	Purge valve kit	Service kit A	Service kit B	Service kit C	Service kit C
	-40° C	-70° C				-40° C	-70° C
ADS1	2901 1938 00	2901 1938 00	1624 0128 00	2901 1282 00	2901 1368 00	-	-
ADS2	2901 1939 00	2901 1939 00	1624 0129 00	2901 1283 00	2901 1369 00	-	-
ADS3	2901 1940 00	2901 1940 00	1624 0130 00	2901 1284 00	2901 1370 00	-	-
ADS4	2901 1941 00	2901 1941 00	1624 0236 00	2901 1932 00	2901 1935 00	-	-
ADS7	2901 1942 00	2901 1942 00	1624 0237 00	2901 1933 00	2901 1936 00	-	-
ADS10	2901 1943 00	2901 1943 00	1624 0238 00	2901 1934 00	2901 1937 00	-	-
ADS20				2904 0215 00	2904 0219 00	2904 0223 00	2904 0229 00
ADS24				2904 0215 00	2904 0219 00	2904 0223 00	2904 0229 00
ADS27				2904 0216 00	2904 0220 00	2904 0224 00	2904 0230 00
ADS36				2904 0217 00	2904 0221 00	2904 0225 00	2904 0231 00
ADS42				2904 0217 00	2904 0221 00	2904 0225 00	2904 0231 00
ADS55				2904 0217 00	2904 0221 00	2904 0226 00	2904 0232 00
ADS60				2904 0218 00	2904 0222 00	2904 0227 00	2904 0233 00
ADS80				2904 0218 00	2904 0222 00	2904 0228 00	29 04 0234 00
ADS110	2904 5000 60	2904 5000 64		2904 5000 11	2904 5000 48	2904 5000 52	2904 5000 56
ADS130	2904 5000 61	2904 5000 65		2904 5000 45	2904 5000 49	2904 5000 53	2904 5000 57
ADS180	2904 5000 62	2904 5000 66		2904 5000 46	2904 5000 50	2904 5000 54	2904 5000 58
ADS215	2904 5000 63	2904 5000 67		2904 5000 47	2904 5000 51	2904 5000 55	2904 5000 59

Spare Parts	
8092 2611 09	Dewpoint depending switching
2901 1920 00	Timercard 115/230V up to 215 l/s
2901 1920 01	Display card 12 LEDs up to 215 l/s
2901 1920 02	Wiring LEDs up to 215 l/s
2901 1921 00	Display card 3 LEDsup to 215 l/s

**FUH NOK BIS Krzysztof Ogórkiewicz**  
**ul. Armii Poznań 70**  
**62-010 Pobiedziska**

**tel. 605 389 743**

**tel/fax 61 8153 557**

**biuro@kompresory.poznan.pl**

**www.kompresory.poznan.pl**

# Refrigerant Dryer Spare Parts

## »» Refrigerant dryer spare parts

### »» MDX 400-1800

Description	Dryer type	Serial Number	Order Number
Drain*	MDX 400-1800	All	2202 7547 01
Pressure switch	MDX 1200-1800		2200 6006 78
By pass valve	MDX 400-1800		2202 7324 04
Fan motor 50Hz	MDX 400-1200		2202 7622 01
Fan motor 50Hz	MDX 1800		2202 7622 07
Fan motor 60Hz	MDX 400 -1800		2202 7622 02
	CMDX 400-900		2202 7569 02
Filter-dryer	MDX 1200	from CAI 648825	2202 7569 04
		until CAI 348824	2202 7569 01
	MDX 1800	from CAI 350879	2202 7569 04
		until CAI 350878	2202 7569 01
Heat exchanger (kit for older models)	MDX 400	from CAI 360565	2202 8922 81
		until CAI 360564	2200 9025 30
	MDX 600	from CAI 355863	2202 8922 82
		until CAI 355862	2200 9025 40
	MDX 900	from CAI 347017	2202 8922 83
		until CAI 347016	2200 9025 50
	MDX 1200	from CAI 348037	2202 8922 84
		until CAI 348036	2200 9025 60
	MDX 1800	from CAI 362084	2202 8922 86
		until CAI 362083	2200 9025 70

\* For drains LD 200-202-203-ED12 the wear kit is available. Order number 2200 9020 17



## MDX 2400-7700

Description	Dryer Type	Serial Number	Order Number
Drain* (replacement kit for older models)	MDX 2400-3000	from CAI 348878	2202 7547 03
		until CAI 348877	2200 9024 01
	MDX 3600	from CAI 355110	2202 7547 03
		until CAI 355109	2200 9024 01
	MDX 4100-5200	from CAI 353066	2202 7547 03
		until CAI 353065	2200 9024 01
Pressure switch	MDX 2400-7700	All	2202 7562 05
By pass valve	MDX 2400-3600	All	2202 7324 02
	MDX 4100-5200		2202 7324 01
	MDX 6500-7700		2202 7324 03
Fan motor 50Hz	MDX 2400-3000		2202 7373 01
	MDX 3600-4100		2202 7373 02
	MDX 5200		2202 7369 01
	MDX 6500-7700		2202 7385 01
Fan motor 60Hz	MDX 2400-3000		2202 7373 03
	MDX 3600-5200		2202 7373 05
	MDX 6500-7700	2202 7108 02	
Filter-dryer	MDX 2400-3000	from CAI 348878	1617 2996 01
		until CAI 348877	2202 7569 01
	MDX 3600	from CAI 355110	1617 2996 01
		until CAI 355109	2202 7569 01
	MDX 4100-5200	from CAI 353066	1617 2996 01
		until CAI 353065	2202 7569 01
Heat exchanger	MDX 2400-3000	2202 7898 01	
	MDX 3600-5200	2202 7366 82	
	MDX 6500-7700	2202 7367 82	
Refrigerant compressor 50Hz	MDX 2400	2202 7368 82	
	MDX 3000	2202 7370 01	
	MDX 3600	2202 7370 02	
	MDX 4100	2202 7370 03	
	MDX 5200	2202 7061 03	
	MDX 6500	1617 1494 04	
	MDX 7700	1617 1494 06	
	MDX 7700	1617 1494 08	
Refrigerant compressor 60Hz	MDX 2400	2202 7370 04	
	MDX 3000	2202 7370 06	
	MDX 3600	2202 7370 08	
	MDX 4100	2202 7370 10	
	MDX 5200	2202 7061 04	
	MDX 6500	1617 1494 05	
	MDX 7700	2202 7061 01	

\* For drains LD 200-202-203-ED12 the wear kit is available. Order number 2200 9020 17

## »» Refrigerant dryer spare parts

### »» MDX 10000-18000

Description	Dryer Type	Serial Number	Order Number
Drain*	MDX 10000-18000	from CAI 348878	2202 8159 05
		until CAI 348877	2200 9027 50
pressure switch	MDX 10000-18000	All	1624 9622 00
pressure switch H.T.	MDX 10000-18000		1089 9139 16
By pass valve	MDX 10000-15000		1624 2486 02
	MDX 18000		1624 9521 01
Fan assembly	MDX 10000		1624 2390 80
	MDX 12000		1624 2617 02
	MDX 15000-18000		1617 2057 80
Filter dryer	MDX 10000-18000		1624 2293 00
Heat exchanger	MDX 10000-12000		2202 7402 82
	MDX 15000		2202 7985 82
	MDX 18000		2202 7403 82
Refrigerant compressor	MDX 10000		1624 2615 06
	MDX 12000		1624 2615 08
	MDX 15000		1624 2615 09
	MDX 18000		1624 2615 11

\*For drains LD 200-202-203-ED12 the wear kit is available. Order number 2200 9020 17

**FUH NOK BIS Krzysztof Ogórkiewicz**  
**ul. Armii Poznań 70**  
**62-010 Pobiedziska**

**tel. 605 389 743**

**tel/fax 61 8153 557**

**biuro@kompresory.poznan.pl**

**www.kompresory.poznan.pl**



## MDX 24000-84000

Description	Dryer Type	Serial Number	Order Number	
Drain*	MDX 24000-45000	from CAI 520913	4101 0002 13	
		until CAI 520912	2200 9027 51	
	MDX 50000-84000	from CAI521789	4101 0002 14	
		until CAI 521788	2200 9027 52	
Pressure switch L.P.	MDX 24000-84000	All	2202 8186 02	
Pressure switch H.P.	MDX 24000-84000		2202 8155 01	
By-pass valve	MDX 24000		1617 1524 04	
	MDX 30000-45000		2202 8185 01	
	MDX 50000-70000		from CAI 366220	2202 9328 01
	MDX 84000		until CAI 366219	2200 9025 33
Fan assembly	MDX 24000-45000 (1pcs)		2202 9328 01	2202 9328 01
	MDX 50000-70000 (2pcs)			1624 9666 00
	MDX 84000 (50Hz) (2pcs)			1624 9666 00
	MDX 84000 (60Hz) (2pcs)			1624 9667 00
Filter dryer	MDX 24000-45000		2202 8184 01	
	MDX 50000-84000		2202 8184 02	
Heat exchanger assy	MDX 24000 <sup>1</sup>	All	2202 7985 82	
	MDX 50000 <sup>2</sup>		2202 7403 82	
	MDX 30000 <sup>3</sup>			
	MDX 35000 <sup>4</sup>			
	MDX 45000 <sup>5</sup>			
	MDX 70000 <sup>6</sup>			
	MDX 84000 <sup>7</sup>			
Refrigerant compressors	MDX 24000			2202 8046 01
	MDX 30000			2202 8046 02
	MDX 35000			2202 8046 03
	MDX 45000		2202 9614 01	
	MDX 50000		1617 0919 05	
	MDX 70000 <sup>8</sup>		1619 7675 26	
	MDX 70000 <sup>9</sup>		1619 7675 18	
	MDX 84000 <sup>10</sup>		2202 9922 03	
	MDX 81000 <sup>11</sup>		2202 9922 04	

\* For drains LD 200-202-203-ED12 the wear kit is available. Order number 2200 9020 17

<sup>1</sup> 2 heat exchanges in one dryer

<sup>2</sup> 4 heat exchanges in one dryer

<sup>3</sup> 2 heat exchanges in one dryer

<sup>4</sup> 2 heat exchanges in one dryer

<sup>5</sup> 3 heat exchanges in one dryer

<sup>6</sup> 5 heat exchanges in one dryer

<sup>7</sup> 6 heat exchanges in one dryer

<sup>8</sup> 400V/50Hz

<sup>9</sup> 460V/60Hz

<sup>10</sup> 400/50Hz-460/60Hz

<sup>11</sup> 380/60Hz

**FUH NOK BIS Krzysztof Ogórkiewicz**  
**ul.Arмии Poznań 70**  
**62-010 Pobiedziska**

**tel. 605 389 743**

**tel/fax 61 8153 557**

**biuro@kompresory.poznan.pl**

**www.kompresory.poznan.pl**



## User benefits

### Multi layered structure

- Higher efficiency
- Optimal protection of your system

### Low pressure drop

- Significant energy savings

### Stainless steel inner and outer cores

- Strength
- Long life
- Total element integrity

### Stainless steel protecting the elements from differential pressure and corrosion

### High temperature tolerance and durability of the element

“ MARK Line Filters offer a non-stop quality compressed air ”

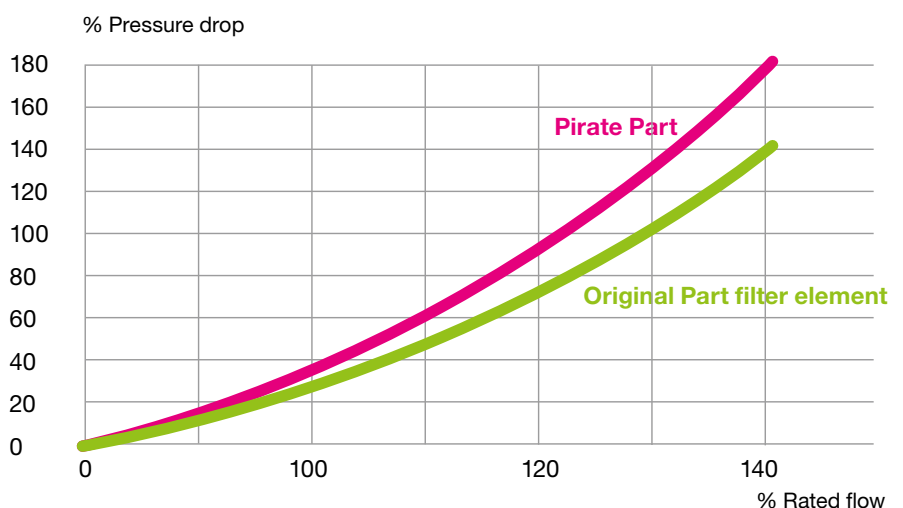
## Line Filter Elements

It is impossible to prevent dirt particles from the atmospheric air entering your compressor. While the larger particles will be removed by the compressor filtration itself, the smaller parts still remain in the compressed air. Unclean air can be very harmful to your equipment and result in high maintenance and energy costs. Without any doubt, filtering and a good quality of line filter elements are very important.



The original line filter element is the key to the high quality air, protection of pipes, valves and pneumatic components as well as the low pressure drop. This means less maintenance costs , lower energy consumption and a higher output of clean and trouble-free compressed air.

### Wet pressure drop of “Original Part” filter element



We offer filter elements tailored for all your filtration needs in different grades up to 7 bar.



## Line filter elements

Description	Order number	Capacity @ 7bar	Filtration quality	Color cartridge
AIR Filter FMO10	2258 2900 00	60 m³/h 17 l/s	ISO class 2, 0,1µm, res. oil: 0.1 g/m³	Green
AIR Filter FMM10	2258 2900 01		ISO class 1, 0,01µm, res. oil: 0.01 g/m³	Red
AIR Filter FCA10	2258 2900 02		Activated carbon, res. oil: 0.003 g/m³	Silver
AIR Filter FPPE10	2258 2900 00		ISO class 2, 1µm	Green
AIR Filter FPRO10	2258 2900 03		Pre-filter, 3µm	Yellow
AIR Filter FMO13	2258 2900 04	80 m³/h 22 l/s	ISO class 2, 0,1µm, res. oil: 0.1 g/m³	Green
AIR Filter FMM13	2258 2900 05		ISO class 1, 0,01µm, res. oil: 0.01 g/m³	Red
AIR Filter FCA13	2258 2900 06		Activated carbon, res. oil: 0.003 g/m³	Silver
AIR Filter FPPE13	2258 2900 04		ISO class 2, 1µm	Green
AIR Filter FPRO13	2258 2900 07		Pre-filter, 3µm	Yellow
AIR Filter FMO20	2258 2900 08	120 m³/h 33 l/s	ISO class 2, 0,1µm, res. oil: 0.1 g/m³	Green
AIR Filter FMM20	2258 2900 09		ISO class 1, 0,01µm, res. oil: 0.01 g/m³	Red
AIR Filter FCA20	2258 2900 10		Activated carbon, res. oil: 0.003 g/m³	Silver
AIR Filter FPPE20	2258 2900 08		ISO class 2, 1µm	Green
AIR Filter FPRO20	2258 2900 11		Pre-filter, 3µm	Yellow
AIR Filter FMO33	2258 2900 12	200 m³/h 55 l/s	ISO class 2, 0,1µm, res. oil: 0.1 g/m³	Green
AIR Filter FMM33	2258 2900 13		ISO class 1, 0,01µm, res. oil: 0.01 g/m³	Red
AIR Filter FCA33	2258 2900 14		Activated carbon, res. oil: 0.003 g/m³	Silver
AIR Filter FPPE33	2258 2900 12		ISO class 2, 1µm	Green
AIR Filter FPRO33	2258 2900 15		Pre-filter, 3µm	Yellow
AIR Filter FMO60	2258 2900 16	340 m³/h 93 l/s	ISO class 2, 0,1µm, res. oil: 0.1 g/m³	Green
AIR Filter FMM60	2258 2900 17		ISO class 1, 0,01µm, res. oil: 0.01 g/m³	Red
AIR Filter FCA60	2258 2900 18		Activated carbon, res. oil: 0.003 g/m³	Silver
AIR Filter FPPE60	2258 2900 16		ISO class 2, 1µm	Green
AIR Filter FPRO60	2258 2900 19		Pre-filter, 3µm	Yellow
AIR Filter FMO85	2258 2900 20	510 m³/h 142 l/s	ISO class 2, 0,1µm, res. oil: 0.1 g/m³	Green
AIR Filter FMM85	2258 2900 21		ISO class 1, 0,01µm, res. oil: 0.01 g/m³	Red
AIR Filter FCA85	2258 2900 22		Activated carbon, res. oil: 0.003 g/m³	Silver
AIR Filter FPPE85	2258 2900 20		ISO class 2, 1µm	Green
AIR Filter FPRO85	2258 2900 23		Pre-filter, 3µm	Yellow
AIR Filter FMO130	2258 2900 24	800 m³/h 217 l/s	ISO class 2, 0,1µm, res. oil: 0.1 g/m³	Green
AIR Filter FMM130	2258 2900 25		ISO class 1, 0,01µm, res. oil: 0.01 g/m³	Red
AIR Filter FCA130	2258 2900 26		Activated carbon, res. oil: 0.003 g/m³	Silver
AIR Filter FPPE130	2258 2900 24		ISO class 2, 1µm	Green
AIR Filter FPRO130	2258 2900 27		Pre-filter, 3µm	Yellow
AIR Filter FMO170	2258 2900 28	1000 m³/h 278 l/s	ISO class 2, 0,1µm, res. oil: 0.1 g/m³	Green
AIR Filter FMM170	2258 2900 29		ISO class 1, 0,01µm, res. oil: 0.01 g/m³	Red
AIR Filter FCA170	2258 2900 30		Activated carbon, res. oil: 0.003 g/m³	Silver
AIR Filter FPPE170	2258 2900 28		ISO class 2, 1µm	Green
AIR Filter FPRO170	2258 2900 31		Pre-filter, 3µm	Yellow
AIR Filter FMO250	2258 2900 32	1500 m³/h 417 l/s	ISO class 2, 0,1µm, res. oil: 0.1 g/m³	Green
AIR Filter FMM250	2258 2900 33		ISO class 1, 0,01µm, res. oil: 0.01 g/m³	Red
AIR Filter FCA250	2258 2900 34		Activated carbon, res. oil: 0.003 g/m³	Silver
AIR Filter FPPE250	2258 2900 32		ISO class 2, 1µm	Green
AIR Filter FPRO250	2258 2900 35		Pre-filter, 3µm	Yellow
AIR Filter FMO400	2258 2900 36	2400 m³/h 666 l/s	ISO class 2, 0,1µm, res. oil: 0.1 g/m³	Green
AIR Filter FMM400	2258 2900 37		ISO class 1, 0,01µm, res. oil: 0.01 g/m³	Red
AIR Filter FCA400	2258 2900 38		Activated carbon, res. oil: 0.003 g/m³	Silver
AIR Filter FPPE400	2258 2900 36		ISO class 2, 1µm	Green
AIR Filter FPRO400	2258 2900 39		Pre-filter, 3µm	Yellow



## »» Condensate Treatment

Compressed air produced by oil-injected compressors always contains small quantities of oil. When the air cools down, contaminated condensate is produced. Before disposing this condensate, this oil has to be separated from the condensate, a process performed by our high-quality oil-water separators. Good maintenance of this separator is therefore extremely important for the environment, as well as your equipment and continuous productivity.

### User benefits

#### Tailor made

- Dedicated for each type and size of oil/water separator

#### Easy to order

- Complete kits delivered with diffusers and mufflers and service instructions

#### Maximized service intervals

- Patented design of the original parts
- Warning service indicator for oil level

#### Insured efficiency

- Quality assurance through the lifetime



For trouble-free operation of the separator we offer you three types of maintenance kits. They suit different application needs, minimize your service costs and are easy to use. Only these kits will contain the original patented filter bags that maximize service intervals; the floating material will absorb the oil and sink more depending on the contamination with oil. When maintenance is required, this will be displayed through an outside indicator. This way, the service interval is fully maximized in all cases.

**FUH NOK BIS Krzysztof Ogórkiewicz**  
**ul. Armii Poznań 70**  
**62-010 Pobiedziska**

**tel. 605 389 743**

**tel/fax 61 8153 557**

**[biuro@kompresory.poznan.pl](mailto:biuro@kompresory.poznan.pl)**

**[www.kompresory.poznan.pl](http://www.kompresory.poznan.pl)**

### »»» Service kit A

(with 1 oleophilic filter) typically used for the first service after installation in normal conditions.

### »»» Service kit B

(with 1 oleophilic filter and 1 carbon filter) for heavy duty, or installations with an increased level of oil in the condensate where the saturation time of both filters will be equal.

### »»» Service kit C

(with 2 oleophilic filters and 1 activated carbon filter) designed for maintenance around 1 year production under normal conditions.

### »»» Condensate treatment

Capacity (l/s)	Product type	Oil/Water Separation Kit type	Order number
35	FOD 21	A	2901 1400 00
	FOD 21	B	2901 1575 00
	FOD 21	C	2901 1400 01
95	FOD 57	A	2901 1401 00
	FOD 57	B	2901 1576 00
	FOD 57	C	2901 1401 01
145	FOD 87	A	2901 1402 00
	FOD 87	B	2901 1577 00
	FOD 87	C	2901 1402 01
355	FOD 213	A	2901 1403 00
	FOD 213	B	2901 1578 00
	FOD 213	C	2901 1403 01
605	FOD 360	A	2901 1404 00
	FOD 360	B	2901 1579 00
	FOD 360	C	2901 1404 01
825	FOD 495	A	2901 1408 00
	FOD 495	B	2901 1581 00
	FOD 495	C	2901 1408 01
1180	FOD 720	A	2901 1409 00
	FOD 720	B	2901 1582 00
	FOD 720	C	2901 1409 01
2360	FOD 1440	A	2901 1410 00
	FOD 1440	B	2901 1583 00
	FOD 1440	C	2901 1410 01



**MARK**

- A higher final product quality and a strong **technology you can trust**
- Choosing for our high performance compressor offers you a strong **partnership**
- Our products are **simple, easy to use** and stand for a high **reliability**
- **Service** and aftermarket are guaranteed
- Original Parts and Services
- Dealers are always nearby and have strong **availability**



Increase your profit and improve the image of your company



Contact your local MARK representative now!

**FUH NOK BIS Krzysztof Ogórkiewicz**  
 ul.Armił Poznań 70  
 62-010 Pobiedziska

tel. 605 389 743

tel/fax 61 8153 557

[biuro@kompresory.poznan.pl](mailto:biuro@kompresory.poznan.pl)

[www.kompresory.poznan.pl](http://www.kompresory.poznan.pl)

2946 7002 13

